



Purolator

Your First Name In Filters



Key Pleat

MERV 8 *Standard-Capacity*
Self-Supported Pleated Filters



Boxed Pleat Tips

- *Standard-Capacity MERV 8, MERV-A 8-A*
- *New automated process delivers consistency and durability*
- *Durable, self-supporting synthetic media*
- *No metal, fully incinerable*
- *Die cut frame with interlocking corners for added strength*

Key Pleat™

MERV 8 Standard-Capacity
Self-Supported Pleated Filters

Purolator Introduces Key Pleat MERV 8 . . .

Purolator is very pleased to announce the latest improvement in self-supported pleated filters – the Key Pleat™ MERV 8, standard-capacity. The new Key Pleat is the result of the on-going commitment and investment Purolator is making to improve the science of air filtration and the quality and performance of its air filter products.

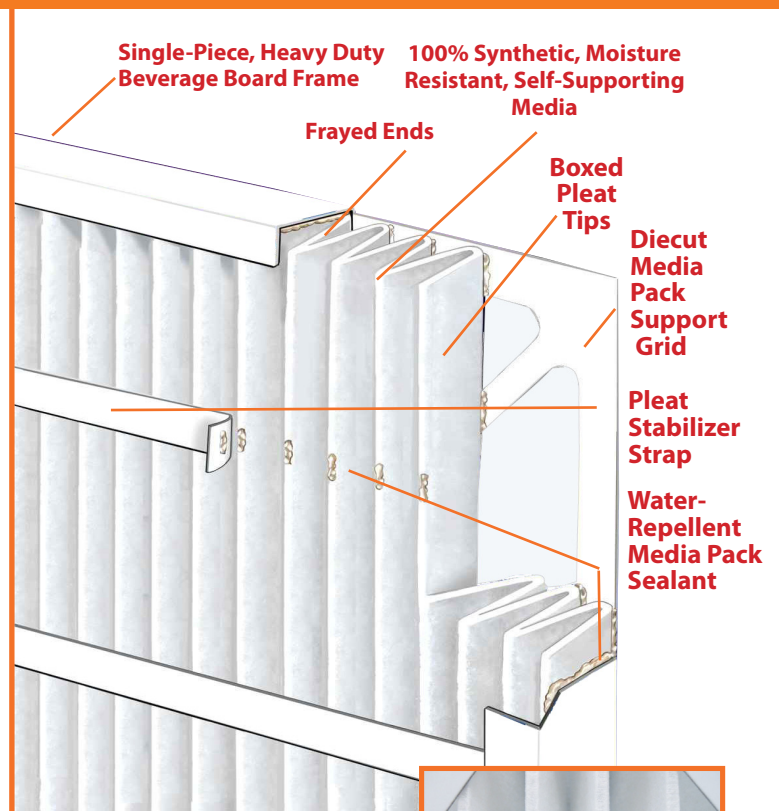


Process Innovation, Design Excellence and Improved Media

Purolator's self-supporting media and innovative automated manufacturing process produces consistent pleat shape and spacing in each Key Pleat. This state-of-the-art media pack is surrounded by a single-piece, beverage board die cut frame, with structural integrity unlike any self-supported filter available today. The Key Pleat MERV 8 can endure impact and deformation and return to its original shape, ready for installation. That means you avoid the time and cost that are often wasted replacing damaged wire-backed filters.

Seven-strap Die Cut

A seven-strap die cut is located on the air-leaving side of the Key Pleat MERV 8 providing additional



Consistent pleat shape and spacing allow particulate to collect evenly over the entire surface of the media. Pleat stabilizer straps add rigidity and maintain proper pleat spacing. Opposite photo of air leaving side shows the integral media pack support grid.



Boxed Pleat Tips

strength and durability to each filter. In combination, the boxed pleat tips provide more surface area and points of contact for the die cut to be securely glued to the media pack. As an example, the pleat tips are glued to the die cut at more than 140 points on a 24" x 24" x 2", Key Pleat MERV 8 standard-capacity filter.

100% Adhesive Application Ensures Filter Strength

The inside of the die cut frame is completely coated with adhesive to ensure a solid bond at all points of contact with the media pack. The pack is sealed inside the frame and pleat tips are bonded to the stabilizers and diagonal support members.

Water Repellent Adhesive

The sealant used to bond the frame to the media pack is highly water-repellent. That means that the filters

maintain structural integrity even when wet; no delaminating, excessive buckling, or collapsing.

Uniformity of Pleats

The uniformity of pleat height and spacing ensures optimal performance throughout the useful life of every Key Pleat MERV 8 filter. The combination of the self-supporting media and the innovative, automated construction also means low resistance to airflow and cost-effective, environmentally responsible use of energy resources. Additionally, the consistent pleat spacing supports balanced loading, which maximizes the dust-holding capacity of the filter and promotes longer service life. Pleats will not bunch or collapse which can cause an increase in pressure drop and potential failure of the filter.

100% Synthetic Media Resists Moisture and Damage

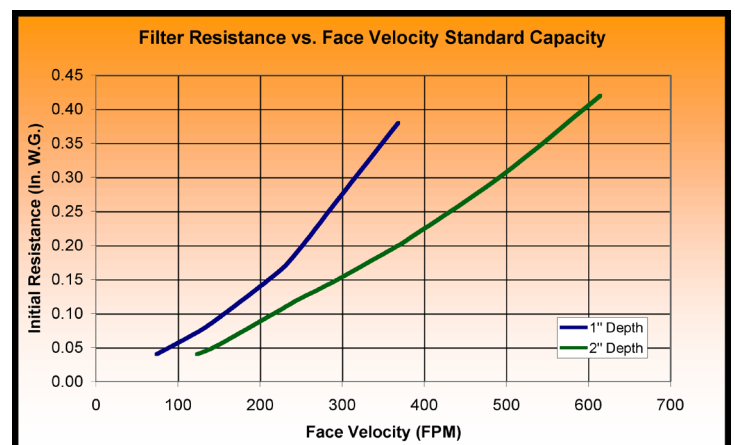
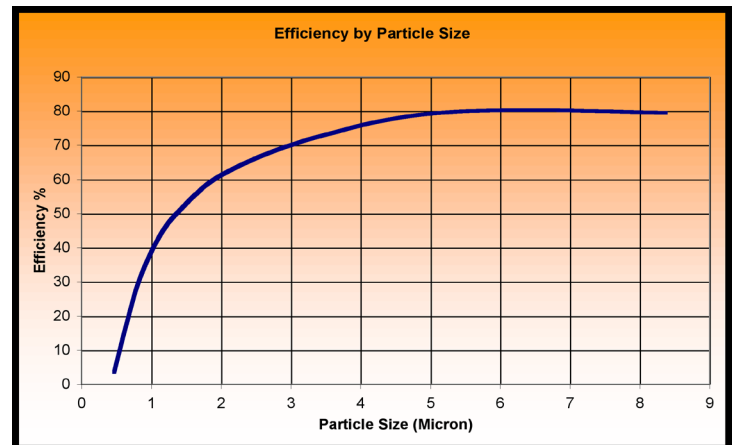
Key Pleat MERV 8 media is a unique blend of synthetic fibers formed into a mat with high strength and stiffness characteristics. The inherent strength provides rugged durability in operation. The media stiffness, when matched to our automated process, allows totally consistent spacing of the pleats. Blended fiber construction

allows full depth loading which enhances dust-holding capacity. Media performance is not impacted by high humidity or moisture and the synthetic fibers do not support microbial growth.

Key Pleat MERV 8 media operates on mechanical filtration principles which cause particulate efficiency to increase as the media loads. No enhanced electrostatic charge is intentionally applied to the media.

Applications

The Key Pleat MERV 8 is ideal for standard applications with normal airflows of 500 FPM or lower and medium dust-loading conditions. It is not recommended for applications with very high and/or turbulent airflows, higher operating temperatures or excessive dust-loading conditions. Contact your Purolator Sales Representative for assistance with application or technical issues.



Key Pleat™

MERV 8 Standard-Capacity
Self-Supported Pleated Filters



Technical Data:

Model Number	Nominal Size ² Inches (WxHxD)	Actual Size Inches (WxHxD)	Rated Air Flow Capacity (CFM)	Initial Resistance (In. W.G.)	Gross Media Area (Sq. Ft.) Standard
			1" 300 FPM 2" 500 FPM		
KP-STD1-1001	10X20X1	9-1/2 x 19-1/2 x 3/4	415	0.27	2.3
KP-STD1-1401	10X24X1	9-3/8 x 23-3/8 x 3/4	500	0.27	2.8
KP-STD1-2201	12X12X1	11-3/4 x 11-3/4 x 3/4	300	0.27	1.8
KP-STD1-2001	12X20X1	11-1/2 x 19-1/2 x 3/4	500	0.27	2.8
KP-STD1-2401	12X24X1	11-3/8 x 23-3/8 x 3/4	600	0.27	3.4
KP-STD1-4141	14X14X1	13-3/4 x 13-3/4 x 3/4	410	0.27	2.4
KP-STD1-4001	14X20X1	13-1/2 x 19-1/2 x 3/4	585	0.27	3.3
KP-STD1-1441	14X24X1	13-3/8 x 23-3/8 x 3/4	700	0.27	4.0
KP-STD1-4501	14X25X1	13-1/2 x 24-1/2 x 3/4	730	0.27	4.2
KP-STD1-4301	14X30X1	13-3/4 x 29-3/4 x 3/4	875	0.27	5.2
KP-STD1-5001	15X20X1	14-1/2 x 19-1/2 x 3/4	625	0.27	3.6
KP-STD1-6601	16X16X1	15-1/2 x 15-1/2 x 3/4	530	0.27	3.0
KP-STD1-6001	16X20X1	15-1/2 x 19-1/2 x 3/4	665	0.27	3.8
KP-STD1-6401	16X24X1	15-3/8 x 23-3/8 x 3/4	800	0.27	4.6
KP-STD1-6501	16X25X1	15-1/2 x 24-1/2 x 3/4	835	0.27	4.8
KP-STD1-6301	16X30X1	15-3/4 x 29-3/4 x 3/4	1000	0.27	6.0
KP-STD1-8801	18X18X1	17-3/4 x 17-3/4 x 3/4	675	0.27	4.1
KP-STD1-8001	18X20X1	17-3/8 x 19-1/2 x 3/4	750	0.27	4.3
KP-STD1-8401	18X24X1	17-3/8 x 23-3/8 x 3/4	900	0.27	5.2
KP-STD1-8501	18X25X1	17-1/2 x 24-1/2 x 3/4	936	0.27	5.4
KP-STD1-0001	20X20X1	19-1/2 x 19-1/2 x 3/4	830	0.27	4.8
KP-STD1-0221	20X22X1	19-3/4 x 21-3/4 x 3/4	915	0.27	5.5
KP-STD1-0401	20X24X1	19-3/8 x 23-3/8 x 3/4	1000	0.27	5.9
KP-STD1-0501	20X25X1	19-1/2 x 24-1/2 x 3/4	1040	0.27	6.1
KP-STD1-0301	20X30X1	19-1/2 x 29-1/2 x 3/4	1250	0.27	7.3
KP-STD1-4401	24X24X1	23-3/8 x 23-3/8 x 3/4	1200	0.27	7.0
KP-STD1-2301	24X30X1	23-3/4 x 29-3/4 x 3/4	1500	0.27	9.1
KP-STD1-5501	25X25X1	24-1/2 x 24-1/2 x 3/4	1300	0.27	7.7
KP-STD2-1002	10X20X2	9-1/2 x 19-1/2 x 1-3/4	700	0.30	4.0
KP-STD2-2002	12X20X2	11-1/2 x 19-1/2 x 1-3/4	840	0.30	4.8
KP-STD2-2402	12X24X2	11-3/8 x 23-3/8 x 1-3/4	1000	0.30	5.7
KP-STD2-4002	14X20X2	13-1/2 x 19-1/2 x 1-3/4	980	0.30	5.5
KP-STD2-4502	14X25X2	13-1/2 x 24-1/2 x 1-3/4	1220	0.30	6.9
KP-STD2-5002	15X20X2	14-1/2 x 19-1/2 x 1-3/4	1050	0.30	6.0
KP-STD2-6602	16X16X2	15-3/4 x 15-3/4 x 1-3/4	890	0.30	5.3
KP-STD2-6002	16X20X2	15-1/2 x 19-1/2 x 1-3/4	1120	0.30	6.5
KP-STD2-6402	16X24X2	15-3/8 x 23-3/8 x 1-3/4	1340	0.30	7.5
KP-STD2-6502	16X25X2	15-1/2 x 24-1/2 x 1-3/4	1400	0.30	8.2
KP-STD2-8802	18X18X2	17-3/4 x 17-3/4 x 1-3/4	1125	0.30	6.6
KP-STD2-8002	18X20X2	17-1/2 x 19-1/2 x 1-3/4	1250	0.30	7.3
KP-STD2-8402	18X24X2	17-3/8 x 23-3/8 x 1-3/4	1500	0.30	8.7
KP-STD2-8502	18X25X2	17-1/2 x 24-1/2 x 1-3/4	1570	0.30	9.2
KP-STD2-0002	20X20X2	19-1/2 x 19-1/2 x 1-3/4	1400	0.30	8.0
KP-STD2-0402	20X24X2	19-3/8 x 23-3/8 x 1-3/4	1670	0.30	9.6
KP-STD2-0502	20X25X2	19-1/2 x 24-1/2 x 1-3/4	1750	0.30	10.1
KP-STD2-0302	20X30X2	19-1/2 x 29-1/2 x 1-3/4	2085	0.30	12.2
KP-STD2-4402	24X24X2	23-3/8 x 23-3/8 x 1-3/4	2000	0.30	11.8
KP-STD2-5502	25X25X2	24-1/2 x 24-1/2 x 1-3/4	2170	0.30	12.9

NOTES:

- MERV 8, MERV-A 8-A
- All performance data is based on the ASHRAE 52.2-2007 Test Standard. Tested at 492 FPM for a 24x24x2 size filter.
- Maximum final resistance 1.0" W.G.
- Filters may be installed with the pleats either vertical (preferred) or horizontal.

Underwriters Laboratories, Inc.

Classification: Key Pleat filters are classified per U.L. 900 for flammability only.

Operating Temperature Limits: Maximum operating temperature is 150°F (65°C).

SPECIFICATIONS

1.0 Scope

This specification covers self-supported pleated panel filters that are a component of heating, ventilating and air conditioning systems.

2.0 Construction

The filters shall consist of a self-supporting pleated media pack contained in a die cut beverage board frame.

2.1 Media

The media shall consist of 100% synthetic fibers.

2.2 Media Pack

The media shall be formed into uniformly shaped pleats with equal height measured from pleat apex to apex. The media pack shall be self-supporting, without the use of metal backing. The media pack shall maximize surface area to ensure adhesion with the stabilizer support straps and die cut diagonal support straps.

The media pack and die cut frame dimensions shall be equal to completely seal the pack inside the filter. The edges of the pack shall be roughed to allow complete adhesion to the frame.

2.3 Filter Frame

The pleated media pack shall be contained in a frame made from a single-piece of die cut beverage board

with high wet-strength characteristics. The die cut frame shall fully overlap around the entire perimeter of the filter. Diagonal support members shall provide support for the media pack on the air-leaving side.

The die cut frame shall interlock in the corners, providing additional strength and rigidity.

2.4 Media Pack Adhesive

The entire inside surface of the die cut frame shall be coated with a water-repellent adhesive to bond the pack inside the frame on all four edges. The pleat tips shall be bonded to the diagonal support members at all points of contact on the air-leaving side.

The adhesive shall be water-repellent and maintain its bonding characteristics when wet. The adhesive shall not soften or dissolve when the filter is wet.

3.0 Performance

3.1 Filter Performance

The filters shall meet the following minimum performance requirements based on the ASHRAE 52.2-2007 test standard. Testing shall be performed at 295 FPM on 1" filters and 492 FPM on 2" filters.

3.2 Maximum Operating Temperature

The maximum operating temperature for the filter shall be 150°F (65°C).

3.3 Underwriters Laboratories Classification

The filters shall be classified per U.L. Standard 900 for flammability only.

www.purolatorair.com

P-KEYPLEAT-811



CLARCOR Air Filtration Products, Inc.

100 River Ridge Circle • Jeffersonville, IN 47130

Customer Care Team: 1-866-925-2247 • Fax: 1-800-784-3458

Email: info@purolatorair.com • www.purolatorair.com

Distributed by:

© 2011 CLARCOR Air Filtration Products.
CLARCOR Air Filtration Products has a policy of continuous product research and development and reserves the right to change design and specifications without notice.
Terms and Conditions of Sale can be accessed in the "LOGIN" section at www.purolatorair.com