



CAFE0AT3 - CLEANING INSTRUCTIONS



Cleaning the Curtis CAFE0AT Oatmeal Dispenser....

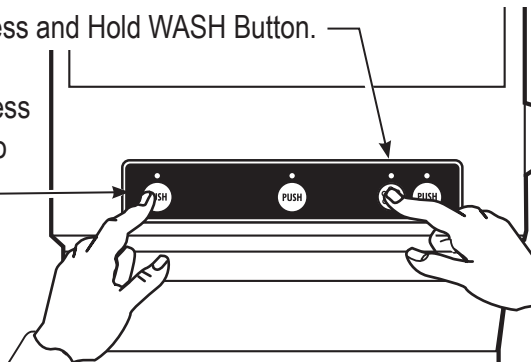
CAUTION - Do not use cleansers, liquid bleach, powders or any other substance containing chlorine. These products corrode stainless steel. THIS WILL VOID YOUR WARRANTY.

RINSE

Rinse Product Mixing Chambers

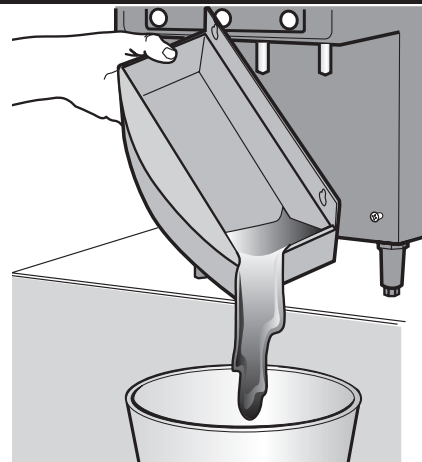
First, Press and Hold WASH Button.

Then Press
Station to
Rinse




EMPTY DRIP TRAY

Lift Out Tray. Remove
Screen and Empty
Contents.

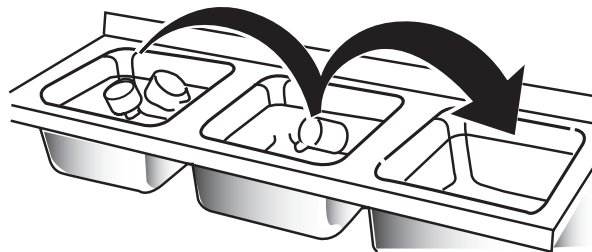


CLEAN PARTS



Remove Mixing Parts

Wash - Rinse - Sanitize



WILBUR CURTIS COMPANY, INC.
6913 Acco Street, Montebello, CA 90640-5403
Telephone: 800-421-6150 323-837-2300
Fax: 323-837-2406



find the latest on the web at
www.wilburcurtis.com