

# Comprehensive solutions for advanced skin and wound care



**Skin and wound care present a variety of business and caregiving challenges.**

***Here's your opportunity...***

- To help save money, without compromising quality or performance.
- To access exclusive skin care products and complimentary clinical support.
- To be satisfied with skin and wound care solutions that your staff and residents/patients deserve.



**Satisfaction Guaranteed**  
If you are not completely satisfied with any McKesson Brands product, you may return it for a full refund or credit.

**NEVER COMPROMISE ON CARE<sup>SM</sup>**

*With McKesson Brands, you'll never have to compromise. We deliver quality products at competitive prices, backed by our 100% satisfaction guarantee. We have decades of experience in the market, and we offer you support and work to help ensure you have the products you need, when you need them – making it even easier for you to provide the best care for your patients.*

## Table of Contents

<b>Solutions for Advanced Skin and Wound Care</b>	<b>4</b>	<b>Wound Cleansers and Guides</b>	<b>17</b>
Clinical and Business Support	4	Wound Cleansers/Wound Measuring Guides	18
Advanced Skin and Wound Care Solutions	5	<b>Wound Dressings</b>	<b>19</b>
<b>Clinical Support / Education</b>	<b>6</b>	Xeroform	20
Assessing the Skin	6	Hydrogels	21
Assessing Wounds	7	Hydrophilic Wound Dressing	22
<b>Prevention</b>	<b>10</b>	Transparent Films	23
THERA™	10	Hydrocolloids	24
<b>Treatment</b>	<b>12</b>	Silicone Adhesive Foams	25
Advanced Wound Care Product Portfolio	12	Adhesive and Non-Adhesive Foams	26
		Calcium Alginates	27
		Calcium Alginates with Antimicrobial Silver	28
		MEDIHONEY® <sup>1</sup>	29
		<b>Cover and Absorptive Dressings</b>	<b>31</b>
		Island Dressings	32
		Barrier Island Dressings	33
		Super Absorbent Dressings	34
		<b>Compression Dressings</b>	<b>35</b>
		Unna Boot/Unna Boot with Calamine	36
		Multi-Layer Compression Bandages	37

1. MEDIHONEY® is a registered trademark of MEDIHONEY Pty Ltd. and licensed to Derma Sciences, Inc. MEDIHONEY® is not a private label product of McKesson but is available for distribution through McKesson's exclusive brand of Advanced Wound Care products.

# Solutions for Advanced Skin and Wound Care

## Clinical and Business Support – We can help you overcome the challenges of care

### McKesson Clinical Connection<sup>SM</sup>

At McKesson Medical-Surgical, we work to understand your daily challenges so that, together, we can develop a customized plan to address your clinical support needs.

### The McKesson Clinical Connection<sup>SM</sup> offers:

#### Clinical Resource Team

Our engaged and experienced clinicians are just a phone call away. Contact the Clinical Resource Team at 877.611.0081.

#### Online education

Our online education portal provides access to courses for CNAs and licensed professionals. Contact your McKesson Medical-Surgical Account Manager or the Clinical Resource Team for access to our e-learning portal.

#### Webinars

Presentations provide educational training and can be tailored to meet your needs.

#### Product selection guides

We offer product selection guides that provide information on selecting products to meet your advanced wound care needs. Customizable versions are also available.

See pages 6-9 for more details.



### Business Support

We are pleased to offer a variety of comprehensive business support tools to assist you in creating the right solution for your facility.

These complimentary tools will help you properly evaluate your business performance on an individualized basis to reduce costs, increase efficiencies and provide the quality of care your residents/patients deserve.

- **F314 Wound Care QuickPath** – Review your current wound care management program.
- **McKesson SpendManager<sup>SM</sup>** – Review and track your advanced wound care spend with our robust reporting tools.

Example pages from QuickPath

### Educational Support

We offer a variety of educational tools to assist you in training your staff on the challenges of wound care.

### The educational tools below are provided to help you educate your staff:

- Skin Assessment
- Wound Assessment
  - Algorithm
  - Healthy and Necrotic Tissue
  - Wound Infection
  - Types of Tissue Breakdown
  - Pressure Ulcers
- Product Selection Guides for Skin and Wound Care

See pages 6-11 for more details.

Ask your McKesson Medical-Surgical Account Manager about taking advantage of these opportunities today.

## Advanced Skin and Wound Care Solutions

### Advanced Skin Care

Healthier skin means healthier residents/patients and improved clinical outcomes. Our THERA™ Advanced Skin Care products provide a first line of defense against skin issues and irritations.

Choose from our THERA™ Advanced Skin Care product line enriched with an all-in-one proprietary blend of vitamins and nourishing ingredients.

**Our products can help you address a variety of skin care needs by:**

- Cleansing
- Moisturizing
- Protecting<sup>2</sup>
- Helping to prevent skin breakdown
- Treating

*See pages 10-11 for more details.*



### Advanced Wound Care

Wound care can be costly and complicated. Our dressings can help you make the challenges of managing wounds easier on your staff and your business.

**McKesson Medical-Surgical offers comprehensive wound care products including:**

- Wound Cleansers
- Wound Measuring Guides
- Xeroform
- Hydrogels
- Hydrophilic Wound Dressings
- Transparent Films
- Hydrocolloids
- Silicone Adhesive Foams
- Adhesive and Non-Adhesive Foams
- Calcium Alginates
- Calcium Alginates with Antimicrobial Silver
- MEDIHONEY®<sup>1</sup>
- Island Dressings
- Barrier Island Dressings
- Super Absorbent Dressings
- Unna Boots
- Multi-Layer Compression Bandages

*See pages 12-37 for more details.*



1. MEDIHONEY® is a registered trademark of MEDIHONEY Pty Ltd. and licensed to Derma Sciences, Inc. MEDIHONEY® is not a private label product of McKesson but is available for distribution through McKesson's exclusive brand of Advanced Wound Care products.

2. The skin protection claim does not apply to the Foaming Body Cleanser and the Antifungal Body Powder.

# Clinical Support/Education

## Assessing the Skin

### Skin Conditions



**Intact, Dry:**

Also called xerosis, the epidermis lacks moisture or sebum, often characterized by a pattern of fine lines, scaling and itching. Causes include too frequent bathing, low humidity and decreased production of sebum in aging skin.



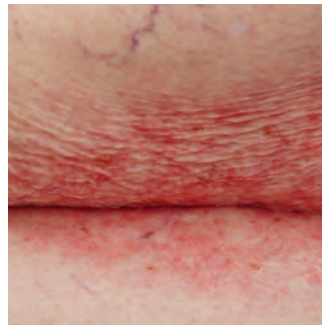
**Wet, Cracked, Raw:**

Denuded skin results from the loss of the epidermis, causing partial thickness breakdown of the skin into the dermis. The denuded area is raw and weepy. Macerated skin is waterlogged skin; if it is not protected from moisture it may lead to denudement.



**Dry, Flaky, Cracked:**

Skin lacks adequate moisture or sebum resulting in excessive drying of the skin. It leads to flaking of the epidermis and cracks and fissures that may extend into the dermis. Cracks in the skin may result in portals for infection.



**Folds/Intertriginous Areas:**

Intertriginous is a term used to define an area where two skin areas may touch or rub together.



**Erythema:**

The presence of bright or dark, red skin or darkening of normal skin.

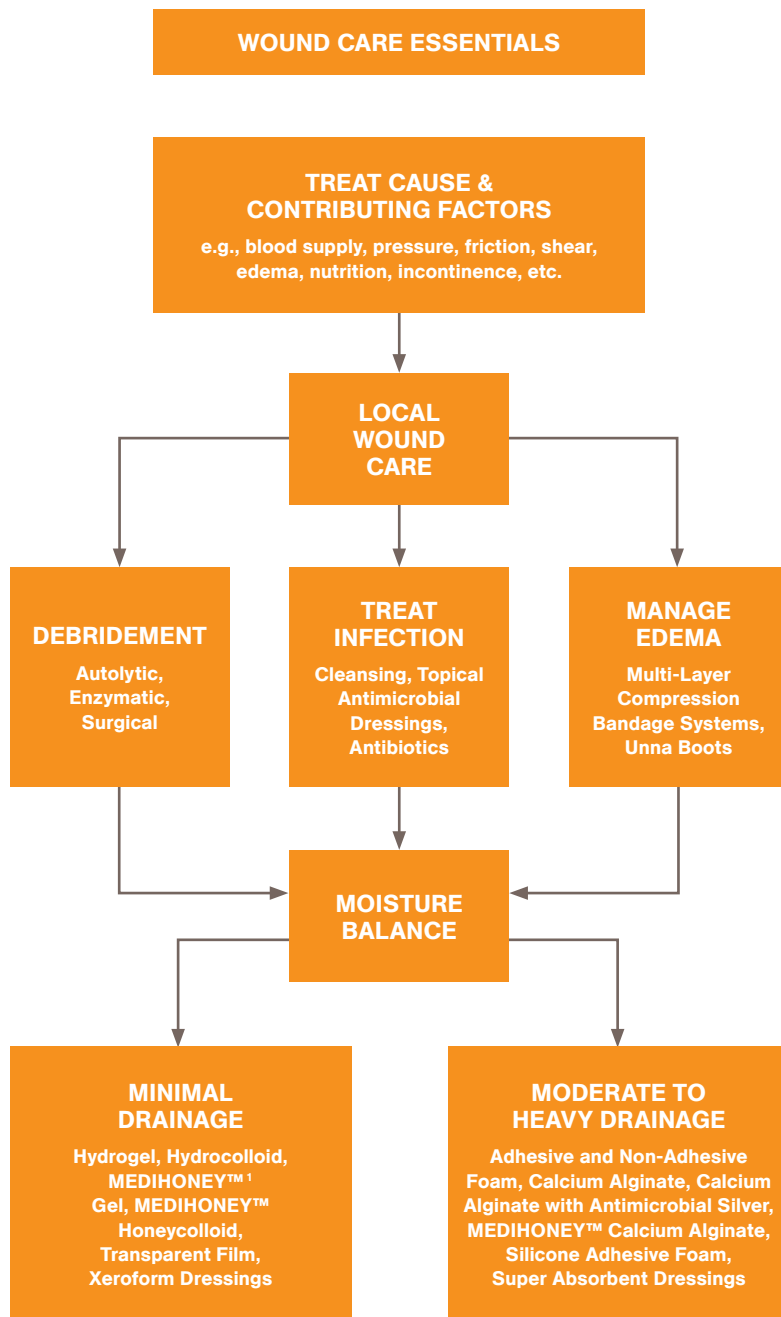


**Fungal Rash:**

Signs and symptoms of fungal rash may include severe itching, burning, soreness and irritation. Impairment of the integrity of the skin due to moisture is a common contributing factor.

## Assessing Wounds

### Wound Care Algorithm



1. MEDIHONEY® is a registered trademark of MEDIHONEY Pty Ltd. and licensed to Derma Sciences, Inc. MEDIHONEY® is not a private label product of McKesson but is available for distribution through McKesson's exclusive brand of Advanced Wound Care products.

### Elements of Wound Assessment

**Location:** Refers to specific body part or bony prominence over which the wound is located.

**Etiology:** Pressure, venous, diabetic, arterial, surgical, traumatic.

**Classification:** Stage (for pressure ulcers); full or partial thickness.

**Measurement:** Length x width x depth in centimeters. Assess for undermining and tunneling.

**Wound bed:** Cleanse prior to assessment. Determine tissue type (granulation, slough, eschar, epithelialization, anatomical structures) and the percentage of each tissue type.

**Exudate amount and character:** None, light, moderate, heavy. Serous, serosanguineous, sanguineous, purulent, color and consistency.

**Surrounding skin:** Normal, red/erythematous, blanchable, non-blanchable, hyperpigmented, macerated, rash, indurated, edematous.

**Wound edges:** Healthy, diffuse, well defined, undermined, rolled under (epibole), fibrotic, calloused.

**Signs of infection:** Pain, erythema, edema, heat/warmth, increased drainage, purulence, foul odor, delayed healing.

**Pain:** Assess for pain related to the wound in general, as well as how it relates to the treatment or dressing change. Use a pain scale to get a more quantitative assessment.

**Accurate documentation:** Document according to facility policy and procedure so progress to goals can be determined. Accurately document findings.

## Assessing Wounds

### Healthy Tissue



**Granulation Tissue:**<sup>3</sup>

The pink/red moist tissue composed of new blood vessels, connective tissue, fibroblasts, and inflammatory cells, which fills an open wound when it starts to heal; typically appears deep pink or red with an irregular, granular surface.



**Epithelialization:**<sup>3</sup>

The process of becoming covered with or converted to epithelium. New epithelial cells advance across the wound until they eventually meet epithelial cells moving in from the opposite direction.

NPUAP copyright & used with permission.

### Necrotic Tissue/Debridement

Debridement is the removal of necrotic or devitalized tissue from the wound bed. The presence of necrotic tissue increases the risk for bacterial growth and infection, and its presence generally impairs the natural healing process. The most common methods of debridement include autolytic, enzymatic and surgical. Necrotic tissue in a wound is typically referred to as either slough or eschar.



**Slough:**<sup>3</sup>

Soft moist avascular (devitalized) tissue; may be white, yellow, tan, or green; may be loose or firmly adherent.



**Eschar:**<sup>3</sup>

Black or brown necrotic, devitalized tissue; tissue may be loose or firmly adherent, hard, soft or soggy.

**Autolytic debridement:**<sup>3</sup>

Removal of devitalized tissue accomplished by the use of moisture retentive dressings. Maintaining a moist wound environment and moisture balance will facilitate the body's own enzymes and white blood cells in debridement of necrotic tissue.

**When not to debride:**<sup>4</sup>

Typically when pressure ulcers are located on the heel, ear or other site with little subcutaneous or muscle tissue and are covered with a dry, stable eschar, they should not be debrided.

Debridement is also generally not recommended for arterial ulcers and diabetic ulcers with dry eschar or dry gangrene, without infection and with an insufficient vascular supply for healing, unless circulation to the area can be improved.

### Wound Infection

A wound is considered infected when replicating organisms invade the tissues and a host immune response is detected<sup>5</sup>. The only way to definitively determine infection is with a wound culture or tissue biopsy. Two commonly used techniques for obtaining a wound culture (aerobic and anaerobic) by swab are the Z-stroke and Levine techniques. Always first cleanse the wound with normal saline and culture viable tissue; do not culture necrotic tissue, purulent drainage or hard, dry eschar.

**Clinical Signs and Symptoms of Infection**<sup>5</sup>

**Pain:**

Increased pain in the peri-ulcer area.

**Erythema:**

The presence of bright or dark red skin or darkening of normal skin color immediately adjacent to the ulcer.

**Edema:**

The presence of shiny taut skin or pitting impressions in the skin adjacent to the ulcer but within 4 cm of the ulcer margin.

**Heat/warmth:**

A detectable increase in temperature of the skin adjacent to the ulcer (within 4 cm of the ulcer margin) as compared to skin 10 cm proximal to the wound.

**Drainage:**

Increase in amount of drainage and purulent drainage.

**Foul odor:**

Assess for odor after cleansing the wound thoroughly.

**Delayed healing:**

An absence of change or an increase in volume or surface area of the ulcer over the preceding 4 weeks.



## Types of Tissue Breakdown

There are many types of wounds. Some wounds are caused by pressure and deemed pressure ulcers and others such as diabetic/arterial ulcers, venous leg ulcers and skin tears are described as either partial or full thickness to indicate the depth of tissue breakdown.



### **Partial Thickness Wound:**<sup>3</sup>

Confined to the superficial skin layers; damage does not penetrate below the dermis and may be limited to the epidermal layers only.



### **Full Thickness Wound:**<sup>3</sup>

Ulceration extending through the dermis to involve subcutaneous tissue and possibly muscle/bone.

## Pressure Ulcers<sup>6</sup>

Localized injury to the skin and/or underlying tissue usually over a bony prominence, as a result of pressure or pressure in combination with shear and/or friction. A number of contributing or confounding factors are also associated with pressure ulcers; the significance of these factors is yet to be elucidated. Pressure ulcers are broken down into stages:



### **Stage I:**

Intact skin with non-blanchable redness of a localized area usually over a bony prominence. Darkly pigmented skin may not have visible blanching; its color may differ from the surrounding area.

**Further description:** The area may be painful, firm, soft, warmer or cooler as compared to adjacent tissue. Stage I may be difficult to detect in individuals with dark skin tones. May indicate “at risk” persons (a heralding sign of risk).



### **Stage II:**

Partial thickness loss of dermis presenting as a shallow open ulcer with a red pink wound bed, without slough. May also present as an intact or open/ruptured serum-filled blister.

**Further description:** Presents as a shiny or dry shallow ulcer without slough or bruising. This stage should not be used to describe skin tears, tape burns, perineal dermatitis, maceration or excoriation. Bruising indicates suspected deep tissue injury.



### **Stage III:**

Full thickness tissue loss. Subcutaneous fat may be visible but bone, tendon or muscle are not exposed. Slough may be present but does not obscure the depth of tissue loss. May include undermining and tunneling.

NPUAP copyright & used with permission.

**Further description:** The depth of a Stage III pressure ulcer varies by anatomical location. The bridge of the nose, ear, occiput and malleolus do not have subcutaneous tissue and Stage III ulcers can be shallow. In contrast, areas of significant adiposity can develop extremely deep Stage III pressure ulcers. Bone/tendon is not visible or directly palpable.



### **Stage IV:**

Full thickness tissue loss with exposed bone, tendon or muscle. Slough or eschar may be present on some parts of the wound bed. Often include undermining and tunneling.

**Further description:** The depth of a stage IV pressure ulcer varies by anatomical location. The bridge of the nose, ear, occiput and malleolus do not have subcutaneous tissue and these ulcers can be shallow. Stage IV ulcers can extend into muscle and/or supporting structures (e.g., fascia, tendon or joint capsule) making osteomyelitis possible. Exposed bone/tendon is visible or directly palpable.



### **Suspected Deep Tissue Injury:**

Purple or maroon localized area of discolored intact skin or blood-filled blister due to the damage of underlying soft tissue from pressure and/or shear. The area may be preceded by tissue that is painful, firm, mushy, boggy, warmer or cooler as compared to adjacent tissue.

**Further description:** Deep tissue injury may be difficult to detect in individuals with dark skin tones. Evolution may include a thin blister over a dark wound bed. The wound may further evolve and become covered by thin eschar. Evolution may be rapid exposing additional layers of tissue even with optimal treatment.



### **Unstageable:**

Full thickness tissue loss in which the base of the ulcer is covered by slough (yellow, tan, gray, green or brown) and/or eschar (tan, brown or black) in the wound bed.

**Further description:** Until enough slough and/or eschar is removed to expose the base of the wound, the true depth, and therefore stage, cannot be determined. Stable (dry, adherent, intact without erythema or fluctuance) eschar on the heels serves as “the body’s natural (biological) cover” and should not be removed.

### **ADDRESSING GOALS – Product Selection Guides**

Connecting the right product to the right application is critical to achieving goals with skin and wound assessment and treatment. Product selection guides for skin care and wound care are available. For more information, contact the Clinical Resource Team at 877.611.0081.

# Prevention

## THERAPY *for the SKIN*

*Non-allergenic and Non-sensitizing*



THERA™  
MADE WITH SAFFLEX™

theraskincare.com

**Maintaining skin integrity is the first step in preventing wounds. THERA™ is a specially formulated group of eight products that will help you address skin issues and protect<sup>2</sup> and treat skin irritations.**

### INFUSED WITH SAFFLEX™ VITAMIN COMPOUND

Each product in the THERA™ Advanced Skin Care line is enriched with an all-in-one proprietary blend of vitamins and nourishing ingredients called SAFFLEX™. It contains:

- Vitamin E acetate
- Vitamin C
- Vitamin B3
- Vitamin B5
- Vitamin B6
- Safflower seed oil
- Hyaluronic acid
- Lavender-Ylang fragrance
- Bisabolol (an extract of chamomile)
- Ginger root extract



"I have provided care for over 20 years to patients with fragile and compromised skin, and I am very proud to support the THERA™ Advanced Skin Care products. All of the products are formulated with SAFFLEX™ to aid in soothing and nourishing the skin while providing clinicians with an optimal skin care system for their patients."






**Mary Petersen,  
RN, BSN, CWOCN**



McKesson Medical-Surgical's Board-Certified Wound, Ostomy, Continence Nurses are ready to help you today. Have questions or need educational support? **Call our clinicians at 877.611.0081.**

2. The skin protection claim does not apply to the Foaming Body Cleanser and the Antifungal Body Powder.

# THERA™ PRODUCT SELECTION CHART

		BODY CLEANSERS			BODY CREAM	BODY SHIELDS			BODY POWDER
									
		Foaming Body Cleanser	Antimicrobial Body Cleanser	Moisturizing Body Cleanser	Moisturizing Body Cream	Moisturizing Body Shield	Dimethicone Body Shield	Calazinc Body Shield	Antifungal Body Powder
			0.13% Benzalkonium Chloride	1.75% Dimethicone	1.75% Dimethicone	1.5% Dimethicone	5.0% Dimethicone	20.0% Zinc Oxide (3.0% Calamine)	2.0% Miconazole Nitrate
CLEANSES	<b>Cleanses</b>								
	No-rinse	●	●	●					
	Head-to-toe / Hair & body	●							
	Antiseptic / Reduces & inhibits bacterial growth		●						
	Exfoliates	●							
	Peri wash	●	●	●					
	Moisturizes		●	●					
Protects / Acts as a barrier			●						
MOISTURIZES	<b>Moisturizes</b>								
	Face			●	●	●			
	Body			●	●	●	●		
	Long-lasting hydration			●	●	●	●		
PROTECTS	<b>Protects</b>								
	Dry skin			●	●	●	●		
	Dry, cracked skin			●	●	●	●		
	Wet, cracked skin							●	
	Itching				●	●	●	●	
	Against excess moisture			●		●	●	●	●
	Minor irritation				●	●	●	●	
HELPS PREVENT	<b>Helps Prevent</b>								
	Excess Trans Epidermal Water Loss (e-TEWL) by sealing in moisture			●	●	●	●		
	Diaper rash caused by wetness from urine			●		●	●	●	
	Diaper rash caused by wetness from stool					●	●	●	
TREATS	<b>Treats</b>								
	Athlete's foot								●
	Jock itch								●
	Ringworm								●
	Fungal skin irritation								●
	Diaper rash caused by wetness and/or stool					●	●	●	
ORDERING INFORMATION	<b>SIZE</b>	5 fl. oz. (148 mL)	4 fl. oz. (118 mL)	8 fl. oz. (237 mL)	4 fl. oz. (118 mL)	4 g packet	4 fl. oz. (118 mL)	4 g packet	3 oz. (85 g)
	QTY	12/cs	24/cs	12/cs	12/cs	144/bx, 6 bx/cs	12/cs	144/bx, 6 bx/cs	12/cs
	ITEM #	11651812	11641824	11861812	66141412	46111406	16641412	44611406	31161612
	MFR #	116-BCLF5OZ	116-BCLA4OZ	116-BCLM8OZ	116-BCRM4OZ	116-BSM4G	116-BSD4OZ	116-BSC4G	116-BPA3OZ
	<b>SIZE</b>	9 fl. oz. (266 mL)	8 fl. oz. (237 mL)		32 fl.oz. (946 mL) with pump	4 oz. (113 g)		4 oz. (113 g)	
	QTY	12/cs	12/cs		12/cs	12/cs		12/cs	
	ITEM #	11691812	11681812		16321412	16411412		46161412	
	MFR #	116-BCLF9OZ	116-BCLA8OZ		116-BCRM32OZ	116-BSM4OZ		116-BSC4OZ	

For clinical information about our products, call 877.611.0081. To order, visit [mms.mckesson.com](http://mms.mckesson.com) or call your McKesson Medical-Surgical Account Manager.

# Treatment

## Advanced Wound Care Product Portfolio

McKesson Medical-Surgical offers a comprehensive line of advanced wound care products, complete with instructional packaging, to meet your needs: Wound Cleansers and Measuring Guides, Xeroform Dressings, Hydrogels, Hydrophilic Wound Dressings, Transparent Films, Hydrocolloids, Adhesive and Non-Adhesive Foams, Calcium Alginates, Calcium Alginates with Antimicrobial Silver, MEDIHONEY®, Island Dressings, Barrier Island Dressings, Super Absorbent Dressings, Unna Boots, Unna Boots with Calamine and Multi-Layer Compression Bandages. We're also proud to expand our product offering to include Silicone Adhesive Foam Dressings.



1. MEDIHONEY® is a registered trademark of Medihoney Pty Ltd. and licensed to Derma Sciences, Inc. MEDIHONEY® is not a private label product of McKesson but is available for distribution through McKesson's exclusive brand of Advanced Wound Care products.

## Instructional Packaging

Based on direct feedback from clinicians, we know that properly selecting and using the right wound care product can be an ongoing challenge. That's why we've made it easier to identify the products and have provided instructions for use. We are committed to finding ways to make the treatment of wounds less challenging for you.

**INSTRUCTIONS FOR USE**

**MCKESSON**

Hydrocolloid Dressings create a moist wound environment, conducive to healing and assist in debridement. These dressings also protect the wound from external moisture and contaminants such as urine and feces and are designed to minimize bunching.

**CHANGING THE DRESSING (Frequency of Change: up to 7 Days)**

- 1** Cleanse and assess the wound bed as appropriate. Select a dressing size 1" larger than the maximum wound dimension (length or width) to allow a minimum of 1/2" of skin contact beyond the wound margin.
- 2** Protect peri-wound skin as needed with liquid barrier film. Remove one side of the paper liner and, without tension, place dressing over wound and surrounding skin.
- 3** Remove remaining film liner in the direction of the blue arrows and, without tension, smooth dressing over wound and surrounding skin.

Store in direct sunlight/fluorescent lighting and keep area cool, dry, and well-ventilated.

STERILE

MFR # 1888

**MCKESSON**

**Hydrocolloid Dressings**

**FILM BACKING**

SACRAL | STERILE

6" x 7" (15.2 cm x 17.8 cm) | 1 PER PACK | 5 PACKS PER BOX | DO NOT REUSE

MFR # 1888

PRODUCT NAME

PRODUCT ATTRIBUTES

PRODUCT CALLOUTS

PRODUCT DESCRIPTOR

PRODUCT PHOTO

MANUFACTURER NUMBER






# Treatment

## Advanced Wound Care Product Portfolio

	EXUDATE LEVEL*	DESCRIPTION	MFR #	ITEM #	SIZE	QTY	HCPCS CODE	
<b>WOUND CLEANSERS AND GUIDES</b>	<b>Wound Cleansers</b>							
		N/A	Dermal Wound Cleanser, Non-Cytotoxic, Non-Rinse Formula, Non-Sterile	1718	17182100	4 oz.	1/ea, 12/cs	A6260
		N/A	Dermal Wound Cleanser, Non-Cytotoxic, Non-Rinse Formula, Non-Sterile	1719	17192100	8 oz.	1/ea, 6/cs	A6260
		N/A	Dermal Wound Cleanser, Non-Cytotoxic, Non-Rinse Formula, Non-Sterile	1720	17202100	16 oz.	1/ea, 12/cs	A6260
	N/A	Saline Wound Flush, Sterile, 0.9% USP Sodium Chloride Solution, Drug and Preservative Free	37-6507	65072100	7.1 fl oz.	1/ea	A6260	
<b>WOUND DRESSINGS</b>	<b>Wound Measuring Guides</b>							
		N/A	Wound Measuring Guides, Circular Grid, Clear Plastic, Non-Sterile	533-30012100	10032100	N/A	100/pk, 60pk/cs	
	N/A	Wound Measuring Guides, Paper Ruler, Non-Sterile	533-LR/50	16492110	6"	50/pd, 12pd/bg, 24bg/cs		
<b>WOUND DRESSINGS</b>	<b>Xeroform</b>							
		☹☹	Xeroform Petrolatum Dressings, 3% Bismuth Tribromophenate, Sterile	2201	97512100	1" x 8"	1/ea, 50/bx, 4bx/cs	A6222
		☹☹	Xeroform Petrolatum Dressings, 3% Bismuth Tribromophenate, Sterile	2202	97972100	2" x 2"	1/ea, 25/bx, 6bx/cs	A6222
		☹☹	Xeroform Petrolatum Dressings, 3% Bismuth Tribromophenate, Sterile	2206	88792100	4" x 4"	1/ea, 25/bx, 6bx/cs	A6222
	☹☹	Xeroform Petrolatum Dressings, 3% Bismuth Tribromophenate, Sterile	2207	47962100	5" x 9"	1/ea, 50/bx, 4bx/cs	A6222	
<b>WOUND DRESSINGS</b>	<b>Hydrogels</b>							
		☹☹	Hydrogel Amorphous Wound Dressings, Non-Cytotoxic, Non-Sterile	1721	17212100	1 fl oz.	1/ea, 30/cs	A6248
		☹☹	Hydrogel Amorphous Wound Dressings, Non-Cytotoxic, Non-Sterile	1722	17222100	3 fl oz.	1/ea, 12/cs	A6248
		☹☹	Hydrogel Impregnated Gauze Dressings, Sterile	61-53022	53022100	2" x 2"	1/ea, 10/bx, 4bx/cs	A6231
		☹☹	Hydrogel Impregnated Gauze Dressings, Sterile	61-53044	53042100	4" x 4"	1/ea, 10/bx	A6231
		☹☹	Hydrogel Sheet Dressings, Non-Cytotoxic, Soothing, Sterile	61-82022	82022100	2" x 2"	1/ea, 10/bx	A6242
	☹☹	Hydrogel Sheet Dressings, Non-Cytotoxic, Soothing, Sterile	61-82044	84022100	4" x 4"	1/ea, 10/bx	A6242	
<b>WOUND DRESSINGS</b>	<b>Hydrophilic Wound Dressings</b>							
	☹☹	Hydrophilic Wound Dressings, with Zinc + Vitamins A & B6, Non-Cytotoxic, Non-Sterile	61-SPD03	31002100	3 fl oz.	1/ea, 12/cs	A6261	
<b>WOUND DRESSINGS</b>	<b>Transparent Films</b>							
		☹☹	Transparent Film Dressings, Frame Delivery, Sterile	4985	49852100	2 3/8" x 2 3/4"	1/ea, 100/bx, 4bx/cs	A6257
		☹☹	Transparent Film Dressings, Frame Delivery, Sterile	4986	49682100	4" x 4 3/4"	1/ea, 50/bx, 4bx/cs	A6258
	☹☹	Transparent Film Dressings, Frame Delivery, Sterile	4987	49782100	6" x 8"	1/ea, 10/bx, 8bx/cs	A6258	

EXUDATE LEVEL KEY: ☹☹ = Light ☹☹☹ = Moderate ☹☹☹☹ = Heavy \*Exudate level indicates highest level of exudate that the dressing can accommodate. Product images are not shown to scale.

**For clinical information about our products, call 877.611.0081. To order, visit [mms.mckesson.com](http://mms.mckesson.com) or call your McKesson Medical-Surgical Account Manager.**

	EXUDATE LEVEL*	DESCRIPTION	MFR #	ITEM #	SIZE	QTY	HCPCS CODE
<b>Hydrocolloids</b>							
	☹☹	Hydrocolloid Dressings, Thin, Sterile	1882	81282100	2" x 2"	1/ea, 20/bx	A6234
	☹☹	Hydrocolloid Dressings, Thin, Sterile	1883	81382100	4" x 4"	1/ea, 10/bx	A6234
	☹☹	Hydrocolloid Dressings, Thin, Sterile	1884	81482100	6" x 6"	1/ea, 10/bx	A6235
	☹☹	Hydrocolloid Dressings, Thin, Sacral, Sterile	1885	81582100	6" x 7"	1/ea	A6236
	☹☹☹	Hydrocolloid Dressings, Film Backing, Sterile	1886	81862100	2" x 2"	1/ea, 20/bx	A6234
	☹☹☹	Hydrocolloid Dressings, Film Backing, Sterile	1887	18872100	4" x 4"	1/ea, 10/bx	A6234
	☹☹☹	Hydrocolloid Dressings, Film Backing, Sacral, Sterile	1888	18882100	6" x 7"	1/ea, 5/bx	A6235
	☹☹☹	Hydrocolloid Dressings, Foam Backing, Sterile	1889	18892100	4" x 4"	1/ea, 10/bx	A6234
☹☹☹	Hydrocolloid Dressings, Foam Backing, Sterile	1890	18902100	6" x 6"	1/ea, 10/bx	A6235	
<b>Silicone Adhesive Foams</b>							
	☹☹☹	Hydrocellular Foam Dressings, Silicone Adhesive, Gentle Adhesive Border, Sterile	4842	48042100	3" x 3"	1/ea, 10/bx	A6209
	☹☹☹	Hydrocellular Foam Dressings, Silicone Adhesive, Gentle Adhesive Border, Sterile	4843	48432100	4" x 4"	1/ea, 10/bx	A6209
	☹☹☹	Hydrocellular Foam Dressings, Silicone Adhesive, Gentle Adhesive Border, Sterile	4844	48442100	6" x 6"	1/ea, 10/bx	A6210
	☹☹☹	Hydrocellular Foam Dressings, Silicone Adhesive, Sacral, Gentle Adhesive Border, Sterile	4845	48542100	7" x 7"	1/ea, 10/bx	A6211
<b>Adhesive and Non-Adhesive Foams</b>							
	☹☹☹	Hydrocellular Foam Dressings, Acrylic Adhesive, Sterile	4670	40672110	3" x 3"	1/ea, 10/bx, 10bx/cs	A6212
	☹☹☹	Hydrocellular Foam Dressings, Acrylic Adhesive, Sterile	4671	47612110	4" x 4"	1/ea, 10/bx, 10bx/cs	A6212
	☹☹☹	Hydrocellular Foam Dressings, Acrylic Adhesive, Sterile	4672	47622110	6" x 6"	1/ea, 10/bx, 10bx/cs	A6213
	☹☹☹	Hydrocellular Foam Dressings, Acrylic Adhesive, Sterile	4673	47632110	7" X 7"	1/ea, 10/bx, 10bx/cs	A6213
	☹☹☹	Hydrocellular Foam Dressings, Non-Adhesive, Sterile, Film Backing	4737	47372110	4" x 4"	1/ea, 10/bx, 10bx/cs	A6209
	☹☹☹	Hydrocellular Foam Dressings, Non-Adhesive, Sterile, Film Backing	4738	47382110	6" x 6"	1/ea, 10/bx, 10bx/cs	A6210
	☹☹☹	Hydrophilic Foam Dressings, Non-Adhesive, Sterile	4739	47392110	4" x 4"	1/ea, 10/bx, 10bx/cs	A6209
<b>Calcium Alginates</b>							
	☹☹☹	Calcium Alginate Dressings, Rope, Sterile	3564	35462100	3/4" x 12"	1/ea, 5/bx	A6199
	☹☹☹	Calcium Alginate Dressings, Sheet, Sterile	3561	35612100	2" x 2"	1/ea, 10/bx	A6196
	☹☹☹	Calcium Alginate Dressings, Sheet, Sterile	3562	35262100	4 1/4" x 4 1/4"	1/ea, 5/bx	A6196
	☹☹☹	Calcium Alginate Dressings, Sheet, Sterile	3563	35632100	4" x 8"	1/ea, 5/bx	A6197
<b>Calcium Alginates with Antimicrobial Silver</b>							
	☹☹☹	Calcium Alginate Dressings, Rope, with Antimicrobial Silver, Sterile	3560	35602100	3/4" x 12"	1/ea, 5/bx	A1699
	☹☹☹	Calcium Alginate Dressings, Sheet, with Antimicrobial Silver, Sterile	3557	35572100	2" x 2"	1/ea, 10/bx	A6196
	☹☹☹	Calcium Alginate Dressings, Sheet, with Antimicrobial Silver, Sterile	3558	35582100	4" x 4 3/4"	1/ea, 10/bx	A6197
	☹☹☹	Calcium Alginate Dressings, Sheet, with Antimicrobial Silver, Sterile	3559	35592100	4" x 8"	1/ea, 5/bx	A6197

**EXUDATE LEVEL KEY:** ☹☹☹ = Light ☹☹☹ = Moderate ☹☹☹ = Heavy \*Exudate level indicates highest level of exudate that the dressing can accommodate. Product images are not shown to scale.

**For clinical information about our products, call 877.611.0081. To order, visit [mms.mckesson.com](http://mms.mckesson.com) or call your McKesson Medical-Surgical Account Manager.**

# Treatment

## Advanced Wound Care Product Portfolio (continued)

	EXUDATE LEVEL*	DESCRIPTION	MFR #	ITEM #	SIZE	QTY	HCPCS CODE	
<b>WOUND DRESSINGS</b>	<b>MEDIHONEY®<sup>1</sup></b>							
		☹☹	MEDIHONEY® Gel Tube Twist Off, Sterile	31805	71832110	.5 oz.	1/ea, 10/bx, 4bx/cs	A6240
		☹☹	MEDIHONEY® Gel Tube Flip Cap, Sterile	31815	38152100	1.5 oz.	1/ea, 12/cs	A6240
		☹☹	MEDIHONEY® Honeycolloid™ Dressing, Adhesive, Sterile	31422	34222100	3 1/2" x 3 1/2"	1/ea, 10/bx, 10bx/cs	A6237
		☹☹	MEDIHONEY® Honeycolloid™ Dressing, Adhesive, Sterile	31445	31452100	6" x 6"	1/ea, 10/bx, 5bx/cs	A6238
		☹☹	MEDIHONEY® Honeycolloid™ Dressing, Non-Adhesive, Sterile	31222	31222000	2" x 2"	1/ea, 10/bx, 10bx/cs	A6234
		☹☹	MEDIHONEY® Honeycolloid™ Dressing, Non-Adhesive, Sterile	31245	31242000	4" x 5"	1/ea, 10/bx, 5bx/cs	A6235
		☹☹☹	MEDIHONEY® Calcium Alginate Rope Dressing, Sterile	31012	31012100	3/4" x 12"	1/ea, 5/bx, 4bx/cs	A6199
		☹☹☹	MEDIHONEY® Calcium Alginate Sheet Dressing, Sterile	31022	31022100	2" x 2"	1/ea, 10/bx, 10bx/cs	A6196
	☹☹☹	MEDIHONEY® Calcium Alginate Sheet Dressing, Sterile	31045	31042100	4" x 5"	1/ea, 10/bx, 5bx/cs	A6197	
<b>COVER AND ABSORPTIVE DRESSINGS</b>	<b>Island Dressings</b>							
		☹☹☹	Island Dressings, Non-Sterile	16-89244	89242100	4" x 4"	1/ea, 30/bg, 4bg/cs	A6216
		☹☹☹	Island Dressings, Non-Sterile	16-89266	89262100	6" x 6"	1/ea, 30/bg, 4bg/cs	A6216
		☹☹☹	Island Dressings, Sterile	16-89022	89022000	2" x 2"	1/ea, 25/bx	A6219
		☹☹☹	Island Dressings, Sterile	16-89044	90442000	4" x 4"	1/ea, 25/bx, 4bx/cs	A6219
		☹☹☹	Island Dressings, Sterile	16-89046	89042000	4" x 6"	1/ea, 25/bx	A6219
		☹☹☹	Island Dressings, Sterile	16-89048	89482000	4" x 8"	1/ea, 25/bx	A6219
		☹☹☹	Island Dressings, Sterile	16-89041	89412000	4" x 10"	1/ea, 25/bx, 4bx/cs	A6219
		☹☹☹	Island Dressings, Sterile	16-89042	89422000	4" x 14"	1/ea, 25/bx	A6204
		☹☹☹	Island Dressings, Sterile	16-89066	89062000	6" x 6"	1/ea, 25/bx, 4bx/cs	A6219
		☹☹☹	Island Dressings, Sterile	16-89068	89682000	6" x 8"	1/ea, 25/bx	A6220
		<b>Barrier Island Dressings</b>						
		☹☹☹	Barrier Island Dressings, Water-Resistant, Sterile	16-89144	89142000	4" x 4"	1/ea, 25/bx, 4bx/cs	A6203
		☹☹☹	Barrier Island Dressings, Water-Resistant, Sterile	16-89166	89162000	6" x 6"	1/ea, 25/bx, 4bx/cs	A6203
	<b>Super Absorbent Dressings</b>							
	☹☹☹	Super Absorbent Dressings, Sterile	61-89545	89542100	4" x 5"	1/ea, 10/bx, 10bx/cs	A6252	
	☹☹☹	Super Absorbent Dressings, Sterile	61-89569	89562100	6" x 9"	1/ea, 10/bx, 5bx/cs	A6253	
<b>COMPRESSION DRESSINGS</b>	<b>Unna Boot</b>							
		N/A	Unna Boot 3", with Zinc Oxide, Non-Sterile	2066	70062101	3" x 10 yds	1/bx, 12bx/cs	A6456
		N/A	Unna Boot 4", with Zinc Oxide, Non-Sterile	2067	70032101	4" x 10 yds	1/bx, 12bx/cs	A6456
	<b>Unna Boot with Calamine</b>							
		N/A	Unna Boot 3", with Zinc Oxide & Calamine, Non-Sterile	2068	70052101	3" x 10 yds	1/bx, 12bx/cs	A6456
		N/A	Unna Boot 4", with Zinc Oxide & Calamine, Non-Sterile	2069	70042101	4" x 10 yds	1/bx, 12bx/cs	A6456
	<b>Multi-Layer Compression Bandage Systems</b>							
	N/A	Compression Bandage System, 2 Layer, Non-Sterile	1006	22662100	N/A	1/pk, 8pk/cs		
	N/A	Compression Bandage System, 4 Layer, Non-Sterile	1008	10082001	N/A	1/pk		

**EXUDATE LEVEL KEY:** ☹☹☹ = Light ☹☹☹ = Moderate ☹☹☹ = Heavy \*Exudate level indicates highest level of exudate that the dressing can accommodate. Product images are not shown to scale.

1. MEDIHONEY® is a registered trademark of Medihoney Pty Ltd. and licensed to Derma Sciences, Inc. MEDIHONEY® is not a private label product of McKesson but is available for distribution through McKesson's exclusive brand of Advanced Wound Care products.



## Wound Cleansers and Guides

### Importance of wound cleaning and wound measuring:

It is important to cleanse a wound prior to assessing and redressing it. Wound cleansing helps to decrease the bacterial load or bioburden on the wound surface and also helps flush away dead cells and wound debris. McKesson Medical-Surgical offers two types of wound cleansers.

It is important to measure wounds on a consistent basis. Measuring the wound provides objective data that is critical in assessing progression of healing. McKesson Medical-Surgical offers two types of measuring devices.



For clinical information about our products, call 877.611.0081. To order, visit [mms.mckesson.com](https://mms.mckesson.com) or call your McKesson Medical-Surgical Account Manager.

# Wound Cleansers and Guides

## Wound Cleansers / Wound Measuring Guides

**Dermal Wound Cleanser:** Non-sterile, no-rinse, non-irritating, preserved wound cleanser is for multiple use on chronic and acute wounds. Adjustable nozzle to allow for gentle spray or stream delivery for cleansing and removing dirt and debris.

**Saline Wound Flush:** Sterile saline (0.9% USP Sodium Chloride solution) wound flush for gentle cleansing and removal of dirt and debris. Pressurized to dispense at 4-13 psi. Preservative-free.

### Wound Measuring Guide – Circular Grid

- Disposable clear plastic 5" x 7" sheet
- Circular bull's-eye grid measures wound diameter in centimeters
- Facilitates obtaining a wound tracing
- Contains ample space to document patient name and date
- Designed for easy, single-use convenience

### Wound Measuring Guide – 6" Ruler

- Disposable white paper 6" ruler
- Calibrated in inches and centimeter equivalents
- Contains ample space to document patient name and date
- Designed for easy, single-use convenience



EXUDATE LEVEL*	DESCRIPTION	MFR #	ITEM #	SIZE	QTY	HCPCS CODE
N/A	Dermal Wound Cleanser, Non-Cytotoxic, Non-Rinse Formula, Non-Sterile	1718	17182100	4 oz.	1/ea, 12/cs	A6260
N/A	Dermal Wound Cleanser, Non-Cytotoxic, Non-Rinse Formula, Non-Sterile	1719	17192100	8 oz.	1/ea, 6/cs	A6260
N/A	Dermal Wound Cleanser, Non-Cytotoxic, Non-Rinse Formula, Non-Sterile	1720	17202100	16 oz.	1/ea, 12/cs	A6260
N/A	Saline Wound Flush, Sterile, 0.9% USP Sodium Chloride Solution, Drug and Preservative Free	37-6507	65072100	7.1 fl oz.	1/ea	A6260
N/A	Wound Measuring Guides, Circular Grid, Clear Plastic, Non-Sterile	533-30012100	10032100	N/A	100/pk, 60pk/cs	
N/A	Wound Measuring Guides, Paper Ruler, Non-Sterile	533-LR/50	16492110	6"	50/pd, 12pd/bg, 24bg/cs	

**EXUDATE LEVEL KEY:** ◐◐◐ = Light ◑◑◑ = Moderate ◒◒◒ = Heavy \*Exudate level indicates highest level of exudate that the dressing can accommodate. Product images are not shown to scale.

**For clinical information about our products, call 877.611.0081. To order, visit [mms.mckesson.com](http://mms.mckesson.com) or call your McKesson Medical-Surgical Account Manager.**

## Wound Dressings

McKesson Medical-Surgical offers a comprehensive line of dressings to address a variety of wounds:

- Xeroform
- Hydrogels
- Hydrophilic Wound Dressing
- Transparent Films
- Hydrocolloids
- Silicone Adhesive Foams
- Adhesive and Non-Adhesive Foams
- Calcium Alginates
- Calcium Alginates with Antimicrobial Silver
- MEDIHONEY®<sup>1</sup>



For clinical information about our products, call 877.611.0081. To order, visit [mms.mckesson.com](https://mms.mckesson.com) or call your McKesson Medical-Surgical Account Manager.

1. MEDIHONEY® is a registered trademark of MEDIHONEY Pty Ltd. and licensed to Derma Sciences, Inc. MEDIHONEY® is not a private label product of McKesson but is available for distribution through McKesson's exclusive brand of Advanced Wound Care products.

# Wound Dressings

## Xeroform

**Xeroform** contains 3% Bismuth Tribromophenate to provide bacteriostatic properties and help to reduce risk of infection and deodorize the wound. Primary dressing for wounds with light or no exudate. Helps maintain a moist wound healing environment to assist in autolytic debridement.

**Indications:**

Open wounds, cancer resections, burns, donor sites and surgical incisions.

**Contraindications:**

Patients with a known hypersensitivity to the product itself or to its components.

**Change Frequency:**

Change dressing as directed by a healthcare professional.

**Recommended Secondary Dressings:**

Cover with an appropriate secondary dressing depending on the amount of exudate and frequency of dressing change.



EXUDATE LEVEL*	DESCRIPTION	MFR #	ITEM #	SIZE	QTY	HCPCS CODE
☹☹☹	Xeroform Petrolatum Dressings, 3% Bismuth Tribromophenate, Sterile	2201	97512100	1" x 8"	1/ea, 50/bx, 4bx/cs	A6222
☹☹☹	Xeroform Petrolatum Dressings, 3% Bismuth Tribromophenate, Sterile	2202	97972100	2" x 2"	1/ea, 25/bx, 6bx/cs	A6222
☹☹☹	Xeroform Petrolatum Dressings, 3% Bismuth Tribromophenate, Sterile	2206	88792100	4" x 4"	1/ea, 25/bx, 6bx/cs	A6222
☹☹☹	Xeroform Petrolatum Dressings, 3% Bismuth Tribromophenate, Sterile	2207	47962100	5" x 9"	1/ea, 50/bx, 4bx/cs	A6222

**EXUDATE LEVEL KEY:** ☹☹☹ = Light ☹☹☹ = Moderate ☹☹☹ = Heavy \*Exudate level indicates highest level of exudate that the dressing can accommodate. Product images are not shown to scale.

**For clinical information about our products, call 877.611.0081. To order, visit [mms.mckesson.com](http://mms.mckesson.com) or call your McKesson Medical-Surgical Account Manager.**

## Hydrogels

**Hydrogels** are used as a primary dressing for wounds with light or no exudate to add or maintain moisture at the wound bed. Helps maintain a moist wound healing environment to assist in autolytic debridement. To protect peri-wound skin from maceration, apply a moisture barrier ointment or barrier film. Available in amorphous, impregnated gauze and sheet forms.

### Indications:

Provide moist wound healing environment and help promote autolytic debridement.

### Contraindications:

Patients with a known hypersensitivity to the product itself or to its components.

### Change Frequency:

Hydrogel Amorphous Dressings should be changed daily or as directed by a physician. Other Hydrogel Dressings should be changed as directed by a healthcare professional.

### Recommended Secondary Dressings:

Cover with an appropriate secondary dressing depending on the amount of exudate and frequency of dressing change.



**Impregnated gauze:** Contains 20% glycerin and 79% water



61-53022



**Sheet:** Contains Poly (Ethylene Oxide), Synonym PEO – 4%; Deionized water – 96%



61-82022



1721

**Amorphous:** Contains 1.5% glycerin and 94.66% water

EXUDATE LEVEL*	DESCRIPTION	MFR #	ITEM #	SIZE	QTY	HCPCS CODE
☹☹☹	Hydrogel Amorphous Wound Dressings, Non-Cytotoxic, Non-Sterile	1721	17212100	1 fl oz.	1/ea, 30/cs	A6248
☹☹☹	Hydrogel Amorphous Wound Dressings, Non-Cytotoxic, Non-Sterile	1722	17222100	3 fl oz.	1/ea, 12/cs	A6248
☹☹☹	Hydrogel Impregnated Gauze Dressings, Sterile	61-53022	53022100	2" x 2"	1/ea, 10/bx, 4bx/cs	A6231
☹☹☹	Hydrogel Impregnated Gauze Dressings, Sterile	61-53044	53042100	4" x 4"	1/ea, 10/bx	A6231
☹☹☹	Hydrogel Sheet Dressings, Non-Cytotoxic, Soothing, Sterile	61-82022	82022100	2" x 2"	1/ea, 10/bx	A6242
☹☹☹	Hydrogel Sheet Dressings, Non-Cytotoxic, Soothing, Sterile	61-82044	84022100	4" x 4"	1/ea, 10/bx	A6242

**EXUDATE LEVEL KEY:** ☹☹☹ = Light ☹☹☹ = Moderate ☹☹☹ = Heavy \*Exudate level indicates highest level of exudate that the dressing can accommodate. Product images are not shown to scale.

**For clinical information about our products, call 877.611.0081. To order, visit [mms.mckesson.com](http://mms.mckesson.com) or call your McKesson Medical-Surgical Account Manager.**

# Wound Dressings

## Hydrophilic Wound Dressing

**Hydrophilic Wound Dressing** with Zinc, Vitamins A and B6, Calcium and Magnesium. Can be applied directly to the wound bed. Formulated with a patented zinc-nutrient formulation, and along with its balanced pH technology, provides a moist, mildly acidic environment conducive to wound healing.

**Indications:**

Pressure ulcers I-IV, surgical incisions, tissue trauma, partial thickness wounds, thermal burns, diabetic and venous stasis ulcers.

**Contraindications:**

Patients with a known hypersensitivity to the product itself or to its components.

**Change Frequency:**

Change dressing daily or as directed by a physician.

**Recommended Secondary Dressings:**

Cover with an appropriate secondary dressing depending on the amount of exudate and frequency of dressing change.



61-SPD03

EXUDATE LEVEL*	DESCRIPTION	MFR #	ITEM #	SIZE	QTY	HCPCS CODE
●●○	Hydrophilic Wound Dressing, with Zinc + Vitamins A & B6, Non-Cytotoxic, Non-Sterile	61-SPD03	31002100	3 fl oz.	1/ea, 12/cs	A6261

**EXUDATE LEVEL KEY:** ●●○ = Light ●●● = Moderate ●●●● = Heavy \*Exudate level indicates highest level of exudate that the dressing can accommodate. Product images are not shown to scale.

**For clinical information about our products, call 877.611.0081. To order, visit [mms.mckesson.com](http://mms.mckesson.com) or call your McKesson Medical-Surgical Account Manager.**

## Transparent Films

**Transparent Films** are used as a primary or secondary dressing. Helps maintain a moist wound surface to assist in autolytic debridement in wounds with necrotic tissue. Film dressings are thin and water-resistant, and water, bacteria or other contaminants cannot penetrate the dressing. They are moisture vapor permeable which aids in moisture management. Allows wound site to be visually monitored.

### Indications:

Protect wounds and IV catheter sites, helps maintain a moist wound surface to assist in autolytic debridement, maintain a moist environment for wound healing and as a secondary dressing.

### Contraindications:

Patients with a known hypersensitivity to the product itself or to its components.

### Change Frequency:

Change dressing as directed by a healthcare professional.

### Recommended Secondary Dressings:

n/a



EXUDATE LEVEL*	DESCRIPTION	MFR #	ITEM #	SIZE	QTY	HCPCS CODE
☹☹☹	Transparent Film Dressings, Frame Delivery, Sterile	4985	49852100	2 3/8" x 2 3/4"	1/ea, 100/bx, 4bx/cs	A6257
☹☹☹	Transparent Film Dressings, Frame Delivery, Sterile	4986	49682100	4" x 4 3/4"	1/ea, 50/bx, 4bx/cs	A6258
☹☹☹	Transparent Film Dressings, Frame Delivery, Sterile	4987	49782100	6" x 8"	1/ea, 10/bx, 8bx/cs	A6258

**EXUDATE LEVEL KEY:** ☹☹☹ = Light ☹☹☹ = Moderate ☹☹☹ = Heavy \*Exudate level indicates highest level of exudate that the dressing can accommodate. Product images are not shown to scale.

**For clinical information about our products, call 877.611.0081. To order, visit [mms.mckesson.com](http://mms.mckesson.com) or call your McKesson Medical-Surgical Account Manager.**

# Wound Dressings

## Hydrocolloids

**Hydrocolloids** are used as a primary or secondary dressing for wounds with light to moderate exudate. Helps maintain a moist wound environment to assist in autolytic debridement. When in contact with wound exudate, the dressing forms a fluid/gel environment over the wound bed. Dressing does not break down or leave residue in the wound. Smooth, tapered design helps prevent edge roll-up.

Thin and Film Back versions feature smooth, tapered design to help minimize friction and prevent dressing edges from rolling up. Thin hydrocolloid is semi-transparent, allowing visualization of the wound. Moisture-resistant backing helps prevent urine, feces or moisture from penetrating the dressing to reduce risk of contamination.

**Indications:**

Management of partial and full thickness wounds such as leg ulcers and pressure ulcers. Help maintain a moist wound healing environment to assist in autolytic debridement and protect the wound from external contamination.

**Contraindications:**

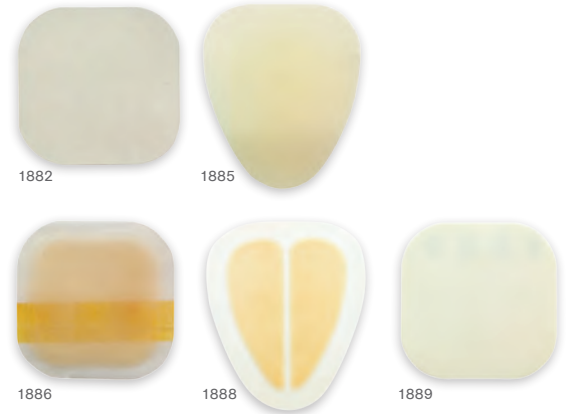
Patients with known hypersensitivities to the components of the dressing or third-degree burns. Conditions that lead to the formation of the wound (pressure, venous insufficiency, etc.) must be considered and addressed as part of the total wound care treatment plan.

**Change Frequency:**

Dressing change frequency is dependent upon the amount of drainage. May be left in place for up to seven days or as directed by a healthcare professional.

**Recommended Secondary Dressings:**

n/a



EXUDATE LEVEL*	DESCRIPTION	MFR #	ITEM #	SIZE	QTY	HCPCS CODE
●○○	Hydrocolloid Dressings, Thin, Sterile	1882	81282100	2" x 2"	1/ea, 20/bx	A6234
●○○	Hydrocolloid Dressings, Thin, Sterile	1883	81382100	4" x 4"	1/ea, 10/bx	A6234
●○○	Hydrocolloid Dressings, Thin, Sterile	1884	81482100	6" x 6"	1/ea, 10/bx	A6235
●○○	Hydrocolloid Dressings, Thin, Sacral, Sterile	1885	81582100	6" x 7"	1/ea	A6236
●●○	Hydrocolloid Dressings, Film Backing, Sterile	1886	81862100	2" x 2"	1/ea, 20/bx	A6234
●●○	Hydrocolloid Dressings, Film Backing, Sterile	1887	18872100	4" x 4"	1/ea, 10/bx	A6234
●●○	Hydrocolloid Dressings, Film Backing, Sacral, Sterile	1888	18882100	6" x 7"	1/ea, 5/bx	A6235
●●○	Hydrocolloid Dressings, Foam Backing, Sterile	1889	18892100	4" x 4"	1/ea, 10/bx	A6234
●●○	Hydrocolloid Dressings, Foam Backing, Sterile	1890	18902100	6" x 6"	1/ea, 10/bx	A6235



## Silicone Adhesive Foams

**Silicone Adhesive Foams** are a highly conformable primary or secondary dressing for wounds with moderate exudate. Perforated, soft silicone gel adhesive provides gentle, but firm, adhesion and minimizes pain and trauma to the wound and skin upon removal. Dressing may be lifted and repositioned without losing its adherent properties. Breathable, yet moisture- and bacteria-resistant outer film layer seals the wound margins. Absorbent inner hydrocellular foam pad maintains a moist wound environment to help promote healing. Excellent dressing choice when fragile skin is a concern.

### Indications:

Wide range of acute and chronic wounds like venous leg ulcers, pressure ulcers, diabetic ulcers and traumatic wounds.

### Contraindications:


Patients with a known hypersensitivity to the product itself or to its components.

### Change Frequency:

Change dressing as directed by a healthcare professional.

### Recommended Secondary Dressings:

n/a



EXUDATE LEVEL*	DESCRIPTION	MFR #	ITEM #	SIZE	PAD SIZE	QTY	HCPCS CODE
●●○	Hydrocellular Foam Dressings, Silicone Adhesive, Gentle Adhesive Border, Sterile	4842	48042100	3" x 3"	2" x 2"	1/ea, 10/bx	A6209
●●●	Hydrocellular Foam Dressings, Silicone Adhesive, Gentle Adhesive Border, Sterile	4843	48432100	4" x 4"	3" x 3"	1/ea, 10/bx	A6209
●●●	Hydrocellular Foam Dressings, Silicone Adhesive, Gentle Adhesive Border, Sterile	4844	48442100	6" x 6"	4" x 4"	1/ea, 10/bx	A6210
●●●	Hydrocellular Foam Dressings, Silicone Adhesive, Sacral, Gentle Adhesive Border, Sterile	4845	48542100	7" x 7"	5" x 5"	1/ea, 10/bx	A6211

**EXUDATE LEVEL KEY:** ●●○ = Light ●●● = Moderate ●●● = Heavy \*Exudate level indicates highest level of exudate that the dressing can accommodate. Product images are not shown to scale.

**For clinical information about our products, call 877.611.0081. To order, visit [mms.mckesson.com](http://mms.mckesson.com) or call your McKesson Medical-Surgical Account Manager.**

# Wound Dressings

## Adhesive and Non-Adhesive Foams

**Adhesive and Non-Adhesive Foams** are used as a primary or secondary dressing for wounds with moderate to heavy exudate. Highly absorbent central hydrocellular foam layer effectively absorbs wound drainage. Helps maintain a moist healing environment at the wound surface.

Skin-friendly acrylic adhesive helps ensure that the dressing remains secure. Waterproof and breathable outer layer protects the wound from outside contamination and prevents strike-through of exudate/drainage. Soft and cushioning to help provide better comfort and protection.

**Indications:**

Wounds with moderate to heavy exudate.

**Contraindications:**

Patients with a known hypersensitivity to the product itself or to its components.

**Change Frequency:**

Change dressing as directed by a healthcare professional.

**Recommended Secondary Dressings:**

**Adhesive Foams:** n/a

**Non-Adhesive Foams:** Cover with an appropriate secondary dressing depending on the amount of exudate and frequency of dressing change or secure with medical tape.



EXUDATE LEVEL*	DESCRIPTION	MFR #	ITEM #	SIZE	PAD SIZE	QTY	HCPCS CODE
●●●	Hydrocellular Foam Dressings, Acrylic Adhesive, Sterile	4670	40672110	3" x 3"	1" x 1"	1/ea, 10/bx, 10bx/cs	A6212
●●●	Hydrocellular Foam Dressings, Acrylic Adhesive, Sterile	4671	47612110	4" x 4"	2" x 2"	1/ea, 10/bx, 10bx/cs	A6212
●●●	Hydrocellular Foam Dressings, Acrylic Adhesive, Sterile	4672	47622110	6" x 6"	3" x 3"	1/ea, 10/bx, 10bx/cs	A6213
●●●	Hydrocellular Foam Dressings, Acrylic Adhesive, Sterile	4673	47632110	7" X 7"	5" x 5"	1/ea, 10/bx, 10bx/cs	A6213
●●●	Hydrocellular Foam Dressings, Non-Adhesive, Sterile, Film Backing	4737	47372110	4" x 4"	N/A	1/ea, 10/bx, 10bx/cs	A6209
●●●	Hydrocellular Foam Dressings, Non-Adhesive, Sterile, Film Backing	4738	47382110	6" x 6"	N/A	1/ea, 10/bx, 10bx/cs	A6210
●●●	Hydrophilic Foam Dressings, Non-Adhesive, Sterile	4739	47392110	4" x 4"	N/A	1/ea, 10/bx, 10bx/cs	A6209

**EXUDATE LEVEL KEY:** ●●○ = Light ●●● = Moderate ●●● = Heavy \*Exudate level indicates highest level of exudate that the dressing can accommodate. Product images are not shown to scale.

**For clinical information about our products, call 877.611.0081. To order, visit [mms.mckesson.com](http://mms.mckesson.com) or call your McKesson Medical-Surgical Account Manager.**

## Calcium Alginates

**Calcium Alginates** are used as a primary dressing and can be cut to fit wounds with moderate to heavy exudate. They absorb wound fluid while maintaining a moist wound environment. The alginate, derived from seaweed, turns to a moist gel mass material when saturated. Requires a secondary dressing.

**Indications:**

Wounds with moderate to heavy exudate.  
May help absorb minor bleeding.

**Contraindications:**

Patients with a known hypersensitivity to the product itself or to its components.

**Change Frequency:**

Change dressing as directed by a healthcare professional.

**Recommended Secondary Dressings:**

Cover with an appropriate secondary dressing depending on the amount of exudate and frequency of dressing change.



EXUDATE LEVEL*	DESCRIPTION	MFR #	ITEM #	SIZE	QTY	HCPCS CODE
●●●	Calcium Alginate Dressings, Rope, Sterile	3564	35462100	3/4" x 12"	1/ea, 5/bx	A6199
●●●	Calcium Alginate Dressings, Sheet, Sterile	3561	35612100	2" x 2"	1/ea, 10/bx	A6196
●●●	Calcium Alginate Dressings, Sheet, Sterile	3562	35262100	4 1/4" x 4 1/4"	1/ea, 5/bx	A6196
●●●	Calcium Alginate Dressings, Sheet, Sterile	3563	35632100	4" x 8"	1/ea, 5/bx	A6197

**EXUDATE LEVEL KEY:** ●●○ = Light ●●● = Moderate ●●● = Heavy \*Exudate level indicates highest level of exudate that the dressing can accommodate. Product images are not shown to scale.

**For clinical information about our products, call 877.611.0081. To order, visit [mms.mckesson.com](http://mms.mckesson.com) or call your McKesson Medical-Surgical Account Manager.**

# Wound Dressings

## Calcium Alginates with Antimicrobial Silver

**Calcium Alginates with Antimicrobial Silver** assist with infection reduction and decreasing bioburden. Primary dressing that can be cut to fit wounds with moderate to heavy exudate. Silver ions are released in the presence of wound fluid and protect the dressing from bacterial colonization and provide an effective barrier to bacterial penetration. Requires a secondary dressing.

**Indications:**

Effective barrier to bacterial penetration in moderate to heavily exuding wounds such as diabetic foot ulcers, leg ulcers, pressure ulcers, partial and full thickness wounds, donor sites and traumatic and surgical wounds.

**Contraindications:**

Third-degree burns, patients with a known sensitivity to alginates or silver and controlling of heavy bleeding. Should not be used with products that create an ionic exchange in the wound site, i.e., do not use with enzymatic debriding agents, but safe to use normal saline to cleanse the wound prior to dressing application.

**Change Frequency:**

Depending on the amount of drainage and the secondary dressing, may be left in place for up to seven days. Change dressing as directed by a healthcare professional.

**Recommended Secondary Dressings:**

Cover with an appropriate secondary dressing depending on the amount of exudate and frequency of dressing change.



EXUDATE LEVEL*	DESCRIPTION	MFR #	ITEM #	SIZE	QTY	HCPCS CODE
●●●	Calcium Alginate Dressings, Rope, with Antimicrobial Silver, Sterile	3560	35602100	3/4" x 12"	1/ea, 5/bx	A1699
●●●	Calcium Alginate Dressings, Sheet, with Antimicrobial Silver, Sterile	3557	35572100	2" x 2"	1/ea, 10/bx	A6196
●●●	Calcium Alginate Dressings, Sheet, with Antimicrobial Silver, Sterile	3558	35582100	4" x 4 3/4"	1/ea, 10/bx	A6197
●●●	Calcium Alginate Dressings, Sheet, with Antimicrobial Silver, Sterile	3559	35592100	4" x 8"	1/ea, 5/bx	A6197

**EXUDATE LEVEL KEY:** ●●○ = Light ●●● = Moderate ●●● = Heavy \*Exudate level indicates highest level of exudate that the dressing can accommodate. Product images are not shown to scale.

**For clinical information about our products, call 877.611.0081. To order, visit [mms.mckesson.com](http://mms.mckesson.com) or call your McKesson Medical-Surgical Account Manager.**

## MEDIHONEY®

If debridement and the promotion of healthy tissue is your clinical objective, consider MEDIHONEY® for your wound. MEDIHONEY®'s high osmotic effect pulls fluid from deeper tissues to the wound surface promoting autolytic debridement. The naturally Low pH of MEDIHONEY® helps lower the pH of the wound environment, which can impact chronic and stalled wounds. We offer three types of MEDIHONEY® dressings: Gel, Honeycolloids and Alginates.



**MEDIHONEY® Gel** is a primary dressing for wounds with light to moderate drainage.

### Indications:

Diabetic foot ulcers, leg ulcers (venous stasis ulcers, arterial ulcers and leg ulcers of mixed etiology), pressure ulcers/sores (partial and full thickness), first and second-degree partial thickness burns, donor sites and traumatic and surgical wounds.

### Contraindications:

Third-degree burns and patients with a known sensitivity to honey.

### Change Frequency:

Change dressing as directed by your healthcare professional.

### Recommended Secondary Dressings:

Cover with an appropriate secondary dressing depending on the amount of exudate and frequency of dressing change.

EXUDATE LEVEL*	DESCRIPTION	MFR #	ITEM #	SIZE	QTY	HCPCS CODE
☹☹	MEDIHONEY® Gel Tube Twist Off, Sterile	31805	71832110	.5 oz.	1/ea, 10/bx, 4bx/cs	A6240
☹☹☹	MEDIHONEY® Gel Tube Flip Cap, Sterile	31815	38152100	1.5 oz.	1/ea, 12/cs	A6240

**EXUDATE LEVEL KEY:** ☹☹ = Light ☹☹☹ = Moderate ☹☹☹☹ = Heavy \*Exudate level indicates highest level of exudate that the dressing can accommodate. Product images are not shown to scale.

1. MEDIHONEY® is a registered trademark of MEDIHONEY Pty Ltd. and licensed to Derma Sciences, Inc. MEDIHONEY® is not a private label product of McKesson but is available for distribution through McKesson's exclusive brand of Advanced Wound Care products.

**For clinical information about our products, call 877.611.0081. To order, visit [mms.mckesson.com](http://mms.mckesson.com) or call your McKesson Medical-Surgical Account Manager.**

# Wound Dressings


## MEDIHONEY®



31222



31012



31022

**MEDIHONEY® Honeycolloids™** are a primary dressing for wounds with light to moderate drainage.

**Indications:**

Diabetic foot ulcers, leg ulcers (venous stasis ulcers, arterial ulcers and leg ulcers of mixed etiology), pressure ulcers/sores (partial and full thickness), first and second-degree partial thickness burns, donor sites and traumatic and surgical wounds.

**Contraindications:**

Third-degree burns and patients with a known sensitivity to honey.

**Change Frequency:**

Change dressing as directed by your healthcare professional.

**Recommended Secondary Dressings:**

Cover with an appropriate secondary dressing depending on the amount of exudate and frequency of dressing change.

**MEDIHONEY® Calcium Alginates** are a primary dressing for wounds with moderate to heavy exudate, which can be cut to fit within the wound.

**Indications:**

Diabetic foot ulcers, leg ulcers (venous stasis ulcers, arterial ulcers and leg ulcers of mixed etiology), pressure ulcers/sores (partial and full thickness), first and second-degree partial thickness burns, donor sites and traumatic and surgical wounds.

**Contraindications:**

Third-degree burns and patients with a known sensitivity to honey.

**Change Frequency:**

Change dressing as directed by your healthcare professional.

**Recommended Secondary Dressings:**

Cover with an appropriate secondary dressing depending on the amount of exudate and frequency of dressing change.

EXUDATE LEVEL*	DESCRIPTION	MFR #	ITEM #	SIZE	QTY	HCPCS CODE
☹☹☹	MEDIHONEY® Honeycolloid™ Dressing, Non-Adhesive Sterile	31222	31222000	2" x 2"	1/ea, 10/bx, 10bx/cs	A6234
☹☹☹	MEDIHONEY® Honeycolloid™ Dressing, Non-Adhesive Sterile	31245	31242000	4" x 5"	1/ea, 10/bx, 5bx/cs	A6235
☹☹☹	MEDIHONEY® Honeycolloid™ Dressing, Adhesive Sterile	31422	34222100	3 1/2" x 3 1/2"	1/ea, 10/bx, 10bx/cs	A6237
☹☹☹	MEDIHONEY® Honeycolloid™ Dressing, Adhesive Sterile	31445	31452100	6" x 6"	1/ea, 10/bx, 5bx/cs	A6238
☹☹☹	MEDIHONEY® Calcium Alginate Rope Dressing, Sterile	31012	31012100	3/4" x 12"	1/ea, 5/bx, 4bx/cs	A6199
☹☹☹	MEDIHONEY® Calcium Alginate Sheet Dressing, Sterile	31022	31022100	2" x 2"	1/ea, 10/bx, 10bx/cs	A6196
☹☹☹	MEDIHONEY® Calcium Alginate Sheet Dressing, Sterile	31045	31042100	4" x 5"	1/ea, 10/bx, 5bx/cs	A6197

**EXUDATE LEVEL KEY:** ☹☹☹ = Light ☹☹☹ = Moderate ☹☹☹ = Heavy \*Exudate level indicates highest level of exudate that the dressing can accommodate. Product images are not shown to scale.

1. MEDIHONEY® is a registered trademark of MEDIHONEY Pty Ltd. and licensed to Derma Sciences, Inc. MEDIHONEY® is not a private label product of McKesson but is available for distribution through McKesson's exclusive brand of Advanced Wound Care products.

## Cover and Absorptive Dressings

McKesson Medical-Surgical offers three types of Cover and Special Absorptive Dressings. Island Dressings and Barrier Island Dressings are indicated for light to moderate amounts of exudate and can act as either a primary or secondary dressing. Super Absorbent Dressings absorb moderate to heavy amounts of exudate and require a secondary dressing to secure them.



For clinical information about our products, call 877.611.0081. To order, visit [mms.mckesson.com](https://mms.mckesson.com) or call your McKesson Medical-Surgical Account Manager.

# Cover and Absorptive Dressings

## Island Dressings

**Island Dressings** are used as a primary or secondary bordered gauze dressing for wounds with light to moderate exudate. One-step application is an excellent alternative to gauze and tape to help save caregiver time. Non-adherent central gauze pad provides absorption of light to moderate drainage.

**Indications:**

Primary or secondary dressing.

**Contraindications:**

Patients with a known hypersensitivity to the product itself or to its components.

**Change Frequency:**

Change dressing as directed by a healthcare professional.

**Recommended Secondary Dressings:**

n/a



EXUDATE LEVEL*	DESCRIPTION	MFR #	ITEM #	SIZE	PAD SIZE	QTY	HCPCS CODE
☹☹☹	Island Dressings, Non-Sterile	16-89244	89242100	4" x 4"	2" x 2"	1/ea, 30/bg, 4bg/cs	A6216
☹☹☹	Island Dressings, Non-Sterile	16-89266	89262100	6" x 6"	4" x 4"	1/ea, 30/bg, 4bg/cs	A6216
☹☹☹	Island Dressings, Sterile	16-89022	89022000	2" x 2"	1" x 1"	1/ea, 25/bx	A6219
☹☹☹	Island Dressings, Sterile	16-89044	90442000	4" x 4"	2" x 2"	1/ea, 25/bx, 4bx/cs	A6219
☹☹☹	Island Dressings, Sterile	16-89046	89042000	4" x 6"	2" x 4"	1/ea, 25/bx	A6219
☹☹☹	Island Dressings, Sterile	16-89048	89482000	4" x 8"	2" x 6"	1/ea, 25/bx	A6219
☹☹☹	Island Dressings, Sterile	16-89041	89412000	4" x 10"	2" x 8"	1/ea, 25/bx, 4bx/cs	A6219
☹☹☹	Island Dressings, Sterile	16-89042	89422000	4" x 14"	2" x 12"	1/ea, 25/bx	A6204
☹☹☹	Island Dressings, Sterile	16-89066	89062000	6" x 6"	4" x 4"	1/ea, 25/bx, 4bx/cs	A6219
☹☹☹	Island Dressings, Sterile	16-89068	89682000	6" x 8"	4" x 6"	1/ea, 25/bx	A6220

**EXUDATE LEVEL KEY:** ☹☹☹ = Light ☹☹☹ = Moderate ☹☹☹ = Heavy \*Exudate level indicates highest level of exudate that the dressing can accommodate. Product images are not shown to scale.

**For clinical information about our products, call 877.611.0081. To order, visit [mms.mckesson.com](http://mms.mckesson.com) or call your McKesson Medical-Surgical Account Manager.**



## Barrier Island Dressings

**Barrier Island Dressings** are used as a primary or secondary bordered, non-adherent, occlusive gauze composite dressing for wounds with light to moderate exudate. Flexible, conformable, occlusive dressing helps protect wound from outside contamination. Soft, flexible and comfortable for enhanced wearability. Water-resistant film layer acts as effective barrier to outside contamination and permits showering. Offers the convenience of an all-in-one dressing by combining an absorbent non-adherent central gauze pad surrounded by a breathable adhesive border, with a polyurethane film barrier.

### Indications:

As a primary or secondary dressing, the Barrier Island Dressing provides an effective barrier to outside contaminants and allows for showering with dressing in place.

### Contraindications:

Patients with a known hypersensitivity to the product itself or to its components.

### Change Frequency:

Change dressing as directed by a healthcare professional.

### Recommended Secondary Dressings:

n/a



16-89144

16-89166

EXUDATE LEVEL*	DESCRIPTION	MFR #	ITEM #	SIZE	PAD SIZE	QTY	HCPCS CODE
☹☹	Barrier Island Dressings, Water-Resistant, Sterile	16-89144	89142000	4" x 4"	2" x 2"	1/ea, 25/bx, 4bx/cs	A6203
☹☹☹	Barrier Island Dressings, Water-Resistant, Sterile	16-89166	89162000	6" x 6"	4" x 4"	1/ea, 25/bx, 4bx/cs	A6203

**EXUDATE LEVEL KEY:** ☹☹ = Light ☹☹☹ = Moderate ☹☹☹☹ = Heavy \*Exudate level indicates highest level of exudate that the dressing can accommodate. Product images are not shown to scale.

**For clinical information about our products, call 877.611.0081. To order, visit [mms.mckesson.com](http://mms.mckesson.com) or call your McKesson Medical-Surgical Account Manager.**

# Cover and Absorptive Dressings

## Super Absorbent Dressings

**Super Absorbent Dressings** have super absorbent polymers that bind wound drainage and convert it to a gel. These dressings hold more fluid, lock fluid inside the dressing, helping to decrease the risk of maceration and keep the harmful wound fluid components away from the wound and peri-wound skin. Contains protective outer layer and non-adherent wound contact layer for easy removal. Can be used as a primary or secondary dressing for moderate to heavy exudate.

**Indications:**

Primary dressing or secondary dressing for partial thickness or full thickness wounds. Use when there is moderate to large amounts of drainage and extra absorbency is needed to help better manage the fluid and decrease the frequency of dressing changes. Excellent dressing for use under compression for heavily draining venous leg ulcers.

**Contraindications:**

Patients with a known hypersensitivity to the product itself or to its components, including the sodium polyacrylate super absorbent polymer. Not for use in tunneling wound pockets as the dressing can expand considerably when wound exudates are absorbed. Not for use on wounds with little to no exudates, as this may cause drying out of the wound.

**Change Frequency:**

Change dressing as directed by a healthcare professional.

**Recommended Secondary Dressings:**

Elastic net retainer dressing or conforming bandage. Medical adhesive tape should not be used due to expansion of the dressing as it absorbs wound fluid.



EXUDATE LEVEL*	DESCRIPTION	MFR #	ITEM #	SIZE	QTY	HCPCS CODE
☹☹☹	Super Absorbent Dressings, Sterile	61-89545	89542100	4" x 5"	1/ea, 10/bx, 10bx/cs	A6252
☹☹☹	Super Absorbent Dressings, Sterile	61-89569	89562100	6" x 9"	1/ea, 10/bx, 5bx/cs	A6253

EXUDATE LEVEL KEY: ☹☹☹ = Light ☹☹☹ = Moderate ☹☹☹ = Heavy \*Exudate level indicates highest level of exudate that the dressing can accommodate. Product images are not shown to scale.

## Compression Dressings

### The proper use and application of Compression Dressings:

Compression Dressings are a mainstay of treatment for managing venous leg ulcers and related conditions. These dressings vary in the amount of stretch and elasticity they provide. The manner of application also plays an important role, and correct application is vital for product effectiveness and to help prevent dressing-related complications. When applied correctly, they provide compression for up to seven days, depending on the amount of drainage. Prior to using Compression Dressings, it is critical to determine the Ankle Brachial Pressure Index (ABI) using a Doppler ultrasound. An ABI less than 0.8 may indicate the presence of significant arterial disease. Unless under direct medical supervision, do not use Compression Dressings if the patient's ABI is less than 0.8 or if arterial disease is suspected. ABI in patients with diabetes may not show actual level of arterial occlusion.



For clinical information about our products, call 877.611.0081. To order, visit [mms.mckesson.com](https://mms.mckesson.com) or call your McKesson Medical-Surgical Account Manager.

# Compression Dressings

## Unna Boot / Unna Boot with Calamine

**Unna Boot** is a gauze bandage that has been evenly impregnated with a non-hardening paste of zinc oxide to provide venous ulcer compression therapy. Contains no gelatin. Non-raveling, thread-locked gauze helps prevent loose threads that can contaminate wounds.

**Unna Boot with Calamine** is a gauze bandage that has been evenly impregnated with a non-hardening paste of zinc oxide and calamine to provide venous ulcer compression therapy and help ease itching.

**Indications:**

Provides venous ulcer compression therapy in actively ambulatory patients. Dries the oozing and weeping of poison ivy, poison oak, or poison sumac. Ideal for managing extremities with conditions such as venous ulcers that require protection and support.

**Contraindications:**

Patients with a known hypersensitivity to the product itself or to its components, including zinc oxide or calamine. Unna boots are not intended to provide compression therapy in non-ambulatory patients.

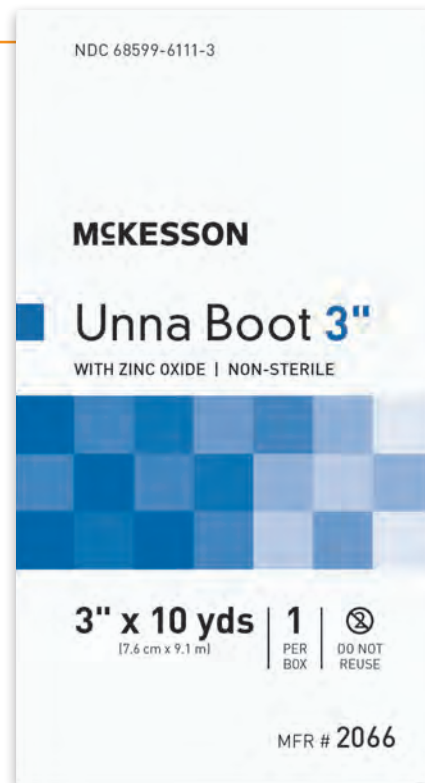
**Change Frequency:**

Change dressing as directed by a healthcare professional, typically once or twice a week.

**Recommended**

**Secondary Dressings:**

Cohesive bandage.



EXUDATE LEVEL*	DESCRIPTION	MFR #	ITEM #	SIZE	QTY	HCPCS CODE
N/A	Unna Boot 3", with Zinc Oxide, Non-Sterile	2066	70062101	3" x 10 yds	1/bx, 12bx/cs	A6456
N/A	Unna Boot 4", with Zinc Oxide, Non-Sterile	2067	70032101	4" x 10 yds	1/bx, 12bx/cs	A6456
N/A	Unna Boot 3", with Zinc Oxide & Calamine, Non-Sterile	2068	70052101	3" x 10 yds	1/bx, 12bx/cs	A6456
N/A	Unna Boot 4", with Zinc Oxide & Calamine, Non-Sterile	2069	70042101	4" x 10 yds	1/bx, 12bx/cs	A6456

**EXUDATE LEVEL KEY:** ☹☹ = Light    ☹☹☹ = Moderate    ☹☹☹☹ = Heavy    \*Exudate level indicates highest level of exudate that the dressing can accommodate. Product images are not shown to scale.

**For clinical information about our products, call 877.611.0081. To order, visit [mms.mckesson.com](http://mms.mckesson.com) or call your McKesson Medical-Surgical Account Manager.**

## Multi-Layer Compression Bandage System

**Multi-Layer Compression Bandage Systems** are superior bandaging systems for optimal compression and absorbency in managing venous ulcer therapy. Multi-layered system simultaneously absorbs and protects, while providing graduated sustained compression.

### Four-Layer Compression Bandage System:

- Non-woven padding composed of synthetic blend
- Crepe bandage to anchor and smooth padding layer
- Light compression bandage
- Cohesive bandage that sticks to itself and secures the bandages for week-long compression (not made with natural rubber latex)

### Two-Layer Compression Bandaging System:

- Padding bandage that helps protect wounds with moderate compression
- Cohesive bandage that sticks to itself and secures the bandages for week-long compression

### Indications:

Manage venous leg ulcers and related conditions. This system consists of four bandages that, when applied correctly, provide compression for up to seven days, depending on the amount of drainage.

### Contraindications:

Prior to use, determine the Ankle Brachial Pressure Index (ABI) using a Doppler ultrasound.

- An ABI less than 0.8 may indicate the presence of significant arterial disease.
- Do not use this Bandaging System without direct medical supervision if the patient's ABI is less than 0.8 or if arterial disease is suspected.



1008

- While using this product, if the patient develops pain, numbness, color changes, cool toes or foot, the patient should seek immediate medical attention.
- Do not use this Bandaging System on patients with an ankle circumference less than 18 cm.
- Apply extra padding as needed over bony prominences of the ankle and/or tibia to avoid pressure necrosis.

### Change Frequency:

Change dressing as directed by a healthcare professional.

### Recommended Secondary Dressings:

n/a

EXUDATE LEVEL*	DESCRIPTION	MFR #	ITEM #	SIZE	QTY	HCPCS CODE
N/A	Compression Bandage System, 2 Layer, Non-Sterile	1006	22662100	N/A	1/pk, 8pk/cs	
N/A	Compression Bandage System, 4 Layer, Non-Sterile	1008	10082001	N/A	1/pk	

**EXUDATE LEVEL KEY:** ☹☹ = Light ☹☹☹ = Moderate ☹☹☹☹ = Heavy \*Exudate level indicates highest level of exudate that the dressing can accommodate. Product images are not shown to scale.

**For clinical information about our products, call 877.611.0081. To order, visit [mms.mckesson.com](http://mms.mckesson.com) or call your McKesson Medical-Surgical Account Manager.**



## Note About Shelf-Life Dating

Shelf-life dating solely for package integrity and sterility is not usually required by the FDA for general medical devices. There may be a need for expiration dating when a particular component of a device, such as a battery or diagnostic reagent, has a finite useful life.<sup>9</sup>

Be advised that information contained herein is intended to serve as a useful reference for informational purposes only and is not complete clinical information. This information is intended for use only by competent healthcare professionals exercising judgment in providing care. McKesson Medical-Surgical cannot be held responsible for the continued currency of or for any errors or omissions in the information. If any condition noted in these informational guidelines persists or worsens, reassess condition and determine whether further or different treatment is required.

The product information contained in this document, including the product images and additional product materials, was collected from various supplier sources. All product claims and specifications are those of the product suppliers, not McKesson Medical-Surgical or its affiliates ("McKesson"), and have not been independently verified by McKesson. McKesson is not responsible for errors or omissions in the product information.

All trademarks and registered trademarks are the property of their respective owners.

The properties of a product may change or be inaccurate following the posting or printing of the product information in the document, either in print or online version. Caution should be exercised when using or purchasing any products from McKesson's online or print documents by closely examining the product packaging and the labeling prior to use. Due to product changes, information listed in this document is subject to change without notice. This information is placed solely for your convenience in ordering and McKesson disclaims all responsibility for its completeness and accuracy, whether or not the inaccuracy or incompleteness is due to fault or error by McKesson.

Disclaimer: McKesson Medical-Surgical is providing HCPCS codes based upon information provided by the product manufacturers. McKesson Medical-Surgical does not make representations about the accuracy of this information. The HCPCS codes do not indicate coverage or payment under any federal or state healthcare program. The entity that submits claims to any federal or state healthcare program has the responsibility to verify the accuracy of HCPCS codes it submits for payment purposes.

1. MEDIHONEY® is a registered trademark of Medihoney Pty Ltd. and licensed to Derma Sciences, Inc. MEDIHONEY® is not a private label product of McKesson but is available for distribution through McKesson's exclusive brand of Advanced Wound Care products.
2. The skin protection claim does not apply to the Foaming Body Cleanser and the Antifungal Body Powder.
3. Ratliff, Catherine R, and Tomaselli, Nancy. *Guideline For Prevention and Management of Pressure Ulcers*. Mount Laurel: Wound, Ostomy and Continence Nurses Society, 2010. Print.
4. Raymundo J, and Wells J. Wound debridement. In: Ed. Bryant RA. *Acute and chronic wounds: nursing management*. 2nd ed. St Louis: Mosby, 2000. Print.
5. Bowler P. "Progression toward healing: wound infection and the role of an advanced silver-containing Hydrofiber™ dressing." *Ostomy Wound Management*. 48.1 (2003): (suppl): S2-S5. Print.
6. National Pressure Ulcer Advisory Panel and European Pressure Ulcer Advisory Panel. *Pressure Ulcer Prevention and Treatment: Clinical Practice Guideline*. Washington, DC: National Pressure Ulcer Advisory Panel, 2014. Print.
7. Based on a study conducted on the THERA™ Moisturizing Body Cream and equivalent product from the leading brand.
8. Based on an efficacy test conducted on the combination of Bisabolol and Ginger Extract found in all THERA™ products.
9. Citation: <http://www.fda.gov/MedicalDevices/DeviceRegulationandGuidance/Overview/DeviceLabeling/QualitySystemRegulationLabelingRequirements/>

## **McKesson Medical-Surgical**

8741 Landmark Road  
Richmond, VA 23228  
mckesson.com

## **Home Care**

All Region Service Center  
888.822.8111  
hhasolutions.mckesson.com  
hmesolutions.mckesson.com

## **Long Term Care**

Eastern Region Service Center  
800.654.7240

Western Region Service Center  
800.654.0418

ltsolutions.mckesson.com

## **Clinical Support**

877.611.0081

Call our toll-free support line for answers to  
questions about advanced skin or wound care.