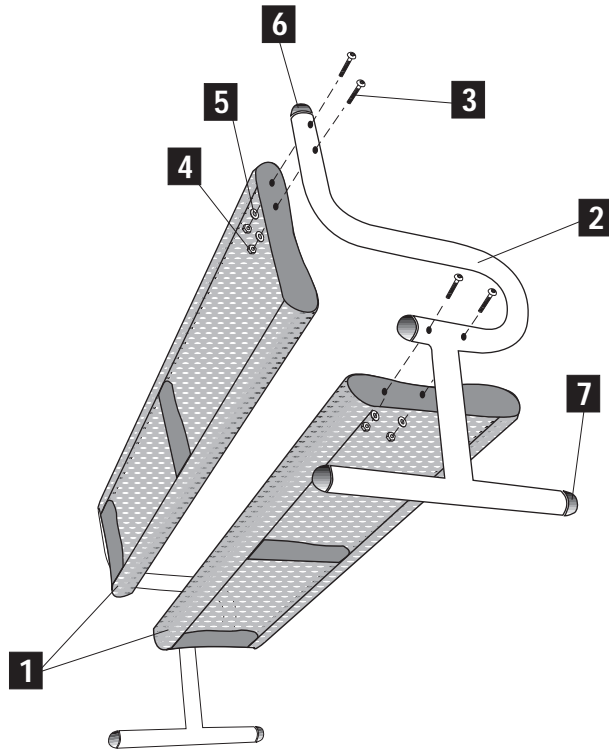


# Metal-Form

3/01



## ASSEMBLY DIAGRAM, INSTRUCTIONS, PARTS LIST AND SPECIFICATIONS FOR MF2011 ERGO BENCH.



ITEM NO.	DESCRIPTION	QTY
1	Back/Seat	2
2	Tubular Leg	2
3	3/8" x 2-3/4" Screw	8
4	3/8" Nylon Lock Nut	8
5	3/8" Flat Washer	8
6	Cross Bolt End Cap	4
7	Crown or Optional Bolt Down Foot	4
8	5/16" Wrench	1

### NOTE:

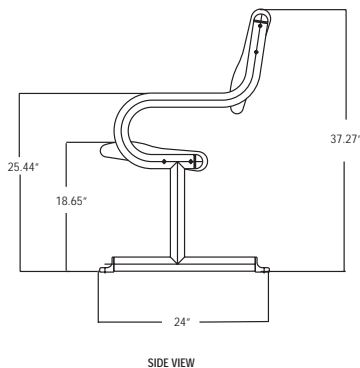

Leave all connections loose until completely assembled. Secure all fasteners in final assembly.

This assembly diagram depicts the 6' Ergo bench. Parts & quantities will vary for other Ergo bench systems.

**WAUSAU TILE**

Metal-Form Division  
P.O. Box 1520  
Wausau, WI 54402-1520  
Ph: 800-446-8020  
Fax: 715-355-4627  
www.wausautile.com

Size: 72" x 24" x 37"  
Weight: 150 lbs  
Construction: Panels - 11 Gauge Perforated Steel - Metal-Armor Coated  
Framework - 2" Diameter - 12 Gauge Galvanized Tube  
Powder Coated Portable Feet - 356 Cast Alluminum Alloy  
Standard Features: Metal-Armor Coating - With U. V. Inhibitors on Panels -  
Vandal Resistant Security Head Bolts - Baked-On Polyester  
Powder Coat on Framework  
Color Options: Standard Metal-Form Options:  
Panel: Yellow - Green - Brown - Red - Blue - Black - Gray  
Framework: Gray - Sand - Black - Silver  
(Custom colors are available - contact Metal-Form for options)  
Frame Options: Inground Mount  
Flange Mount  
Anchor Kit  
Other Options: 4' & 2' Lengths available



## 1.1 SUMMARY

- A. Section includes: Furnish Metal-Form benches on drawings or specified herein.

## 1.2 REFERENCES

### A. American Society for Testing & Materials

- |              |                 |            |            |
|--------------|-----------------|------------|------------|
| 1. ASTM-D533 | ASTM-D4541      | ASTM-D3359 | ASTM-2794  |
| ASTM-D523    | ASTM-4060       | ASTM-B117  | ASTM-D2247 |
| ASTM-E84     | ASTM-D3170      | ASTM-A569  | ASTM-B6    |
| ASTM G26     | ASTM-A569/A569M |            |            |

## 1.3 SUBMITTALS

- A. Submit product data, shop drawings and samples.
  - 1. Product Data: Manufacturer's specifications and technical data edited specifically for proposed product, including the following specific information:
    - a. Detailed specification of construction fabrication.
    - b. Manufacturer's installation instructions
    - c. Product warranty
- B. Shop Drawings: Indicate pertinent dimensions, general construction, component connections, anchoring methods, hardware and installation procedures.
- C. Samples as requested by Architect.

## 1.4 QUALITY ASSURANCE

- A. Qualifications of Manufacturer: Manufacturer to be prequalified by specifier prior to bidding. Failure to comply will result in disqualification of bid. Manufacturer to have at least three years experience in the manufacture of thermo plastic coated steel site furnishings field proven for at least three years.
- B. Warranty: 5 Years - Metal Armor Coated Products  
2 Years - Framework

## 1.5 MANUFACTURERS

- A. Acceptable manufacturer for thermo plastic coated steel site furnishings to be known as:  
Wausau Tile, Inc. Metal-Form Division  
PO Box 1520  
Wausau, WI 54402-1520  
(800) 446-8020 FAX (715) 355-4627
- B. Clarification Note: Drawings and installation specifications are based on manufacturers proprietary literature from Wausau Tile, Inc., Metal-Form Division. Other manufacturers shall comply with minimum levels of material and detailing indicated on drawings or specified herein.