



LIQUID CONCENTRATE TEA & COFFEE DISPENSERS

MODELS: TCC1, TCC2, TCC3, TCC1N, TCC2N, TCC3N

ITEM NO

PROJECT

DATE

FEATURES AT A GLANCE

- Mixing chambers have been designed and engineered for enhanced blending performance.
- Easily adjustable concentrate to water mixing ratio.
- Greater faucet clearance.
- Drip tray and quick disconnect included.
- Braided Hoses.
- Rear shut-off valve.
- Extra length hose for under-counter or remote bag-in-box applications.
- Shelf will accommodate two 1/2 gallon bottles or bag-in-box applications.
- Coffee units include Scholle connector.
- Black plastic lid.



Optional Iced Coffee Label: WC-38472

Blend and serve the perfect iced tea from concentrate every time.

Curtis' Oval Tea Dispensers are uniquely engineered with an enhanced mixing chamber and venturi system to optimize the blending of bag-in-box concentrate and fresh water. Now you can consistently serve delicious and refreshing iced tea or coffee glass after glass.



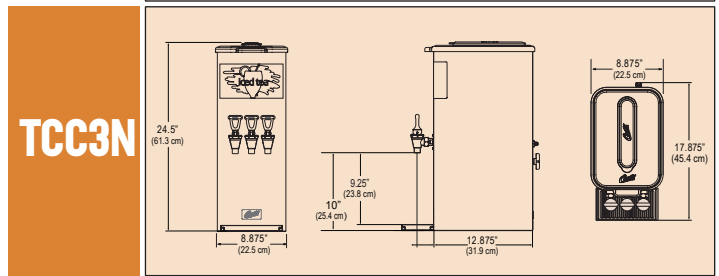
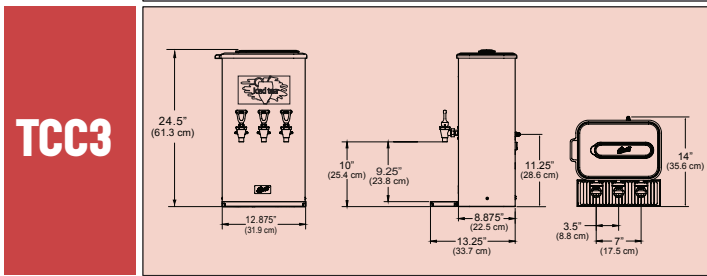
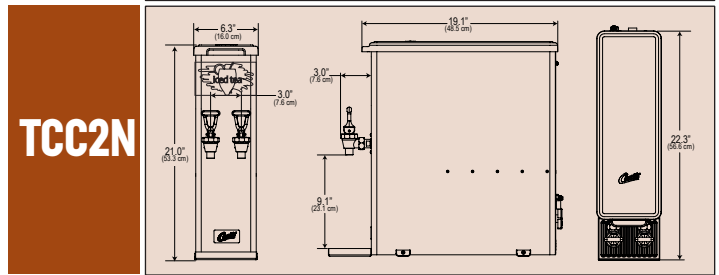
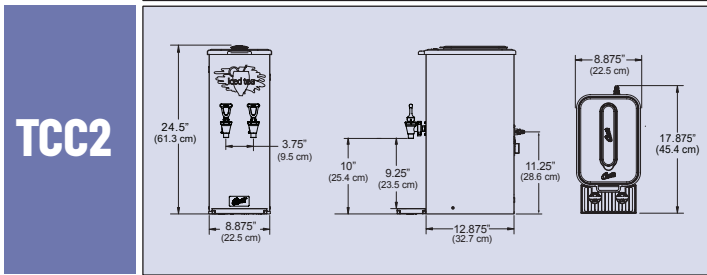
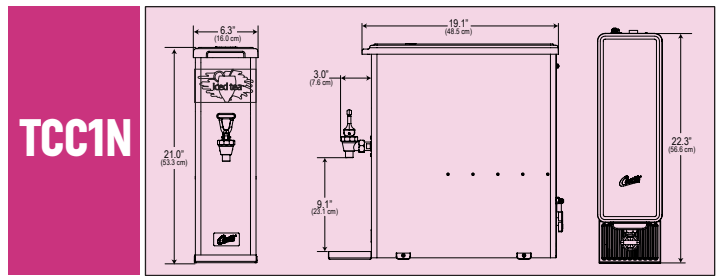
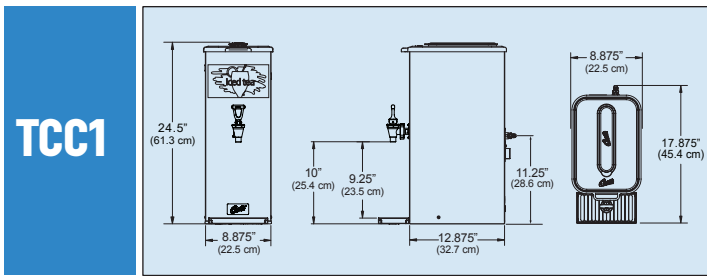
Braided Hose



Quick Connect



Enhanced Cup Clearance



Specifications	Faucet Clearance	Dimensions (HxWxD)	Shipping Wt.	Cube (cu. ft.)
TCC1	9.25"	24.5" x 8.875" x 12.875"	21 lbs.	6.2
TCC2	9.25"	24.5" x 8.875" x 12.875"	22 lbs.	6.2
TCC3	9.25"	24.5" x 12.875" x 8.875"	24 lbs.	6.2
TCC1N	9.25"	21" x 6.3" x 19.1"	24 lbs.	6.2
TCC2N	9.10"	21" x 6.3" x 19.1"	24 lbs.	6.2
TCC3N	9.10"	24.5" x 8.875" x 12.875"	24 lbs.	6.2

ACCESSORY ITEMS

WC-8654 Scholle "L" Bag Connector



WC-53117-101 Stainless Steel Bottle Siphon Tube



WILBUR CURTIS COMPANY, INC.
 6913 Acco Street, Montebello, CA 90640-5403
 Telephone: 800-421-6150 · 323-837-2300
 Fax: 323-837-2406
 www.wilburcurtis.com

