

Titan Series



Combination Warmers

Warm your blankets and fluids for busy emergency rooms, operating rooms and labor and delivery units in the convenient, reliable and affordable Titan Series combination warmers. Separate controls ensure that blankets and fluids are safely and accurately heated to recommended temperatures. Improve recovery time by efficiently warming patients from admission to discharge, reducing surgical site infections.

The durable, heavy-duty stainless steel Titan Series combination warmers quickly and efficiently heat blankets and fluids to precise temperatures using the digital control, ensuring your warmed fluids meet healthcare guidelines for IV and irrigation fluids.

WarmSafe Zone Heating: Heat is evenly balanced throughout the chamber to provide safe fluid warming.

Durable: The affordable, rugged stainless steel cabinets are made to last and work just as hard as you do.

Convenient: Easily switch between a fully functional fluid or blanket warmer by using the TriMode Capability in the top chamber.

Glass Window: The glass window allows staff to take an immediate inventory of the amount of warmed fluids and blankets available.

Service: Our worldwide support team is dedicated to providing quality equipment. We walk with you every step of the way to maximize your return on investment:

Made in the USA with a commitment to quality

Warranty: 5-year parts, 1-year labor (US/Canada only)

An ISO 13485:2016 certified company

Standard Features

- Dual chamber with two (2) windowed doors.
- One TriMode chamber allowing for 3 different modes of warming
- Stainless steel exterior and interior.
- Programmable control with temperature lock feature.
- Temperature recording software/WarmWatch®
- One (1) adjustable shelf in the blanket compartment.
- EC1350BL is OSHPD-ready - OPM-0562-19 - no need for additional brackets
- Four (4) casters with brakes (2 swivel, 2 rigid) (EC1850BL only).

Blanket Capacity

42 **EC1350BL**
Blanket Chamber: 24-30; TriMode chamber: 9-12

54 **EC1850BL**
Blanket Chamber: 30-40; TriMode chamber: 10-14

Fluid Capacity

24 **EC1350BL**
24 (1) liter bottles/20 (1) liter bags

30 **EC1850BL**
30 (1) liter bottles/24 (1) liter bags



shown as optional
pass-through cabinet
EC1350BL/PT

EC1850BL

Temperature

Adjustable temperature range of

32°-71°C (90°-160°F) adjustable blanket mode

32°-40°C (90°-104°F) adjustable injection mode

32°-66°C (90°-150°F) adjustable irrigation mode

Accurate temperature

IRR +0/-1.67°C (-3°F)

INJ +0/-1.10°C (-2°F)

Configurations (select one)

Door Assembly

- Windowed door (standard) Solid door

Size

- 13.3 ft³ 13.3 ft³ Built-in
 13.3 ft³ P/T 18.5 ft³

Door Swing

- Right hinged (standard) Left hinged

Door Lock

- No lock (standard) Manual

Electrical

- 120V 1PH 220V 1PH 230V 1PH

Accessories (select all that apply)

Feet

- Foot kit for EC1850BL (5021814)

Built-in Trim Kit

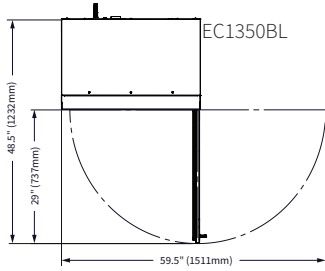
- Trim kit

Seismic Mounting Brackets (EC1850BL only)

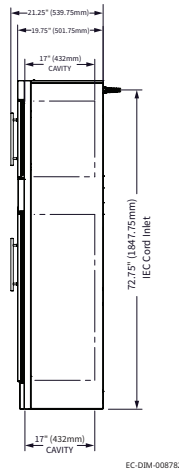
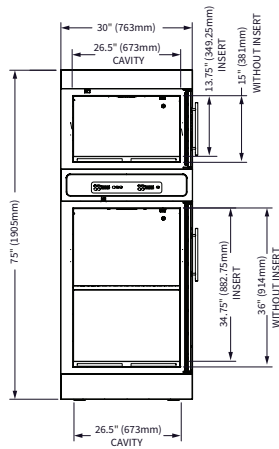
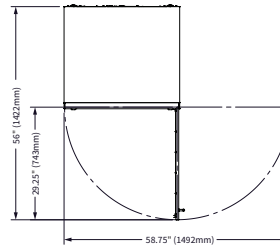
Special installation requirements apply

- Contact factory

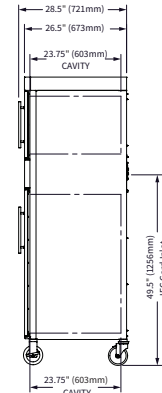
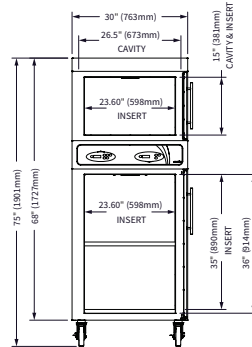
Specification



EC1850BL



EC-DIM-008782



EC-DIM-004605



EC1350BL*

Top: 1"

Sides: 1"

Bottom: 1/2"

Back: 2"

EC1850BL

Top: 1"

Sides: 2"

Bottom: 1/2"

Back: 4"

* see manual for built-in requirements



Model	Exterior (H x W x D)	Interior (H x W x D)	Net Weight
EC1350BL	75" (1905mm) x 30" (762mm) x 21.25" (540mm)	51" (1295mm) x 26.5" (673mm) x 17" (432mm)	336lbs (207kg)
EC1850BL	75" (1905mm) x 30" (762mm) x 28.5" (724mm)	51" (1295mm) x 26.5" (673mm) x 23.75" (603mm)	457lbs (207kg)
	Ship Dimensions (L x W x H)*	Ship Weight*	
EC1350BL	38" x 35" x 82"	407 lbs	
EC1850BL	38" x 35" x 82"	528 lbs	

*Domestic ground shipping information. Contact factory for export weight and dimensions.



	V	Ph	Hz	A	kW	Plug Configuration
EC1350BL	120	1	50/60	10	1.2	NEMA 5-15P; 20A 125V Plug; Hospital Grade
	220	1	50/60	5	1.1	CEE 7/7 220-230V Plug
	230	1	50/60	4.8	1.1	BS 1363 Plug; CEE 7/7 220-230V Plug
EC1850BL	120	1	50/60	11	1.3	NEMA 5-20P; 20A 125V Plug; Hospital Grade
	220	1	50/60	5.5	1.2	CEE 7/7 220-230V Plug
	230	1	50/60	5.6	1.3	BS 1363 Plug; CEE 7/7 220-230V Plug



IP-XO

*Other international plugs are available, contact the manufacturer for more information.

**Electrical connections must meet all applicable federal, state and local codes.

CONTACT US

W164 N9221 Water Street | Menomonee Falls, Wisconsin 53051 | U.S.A.
 Phone: 262.251.8356 | 800.862.9276 | Fax: 262.251.7067 | enthermics.com