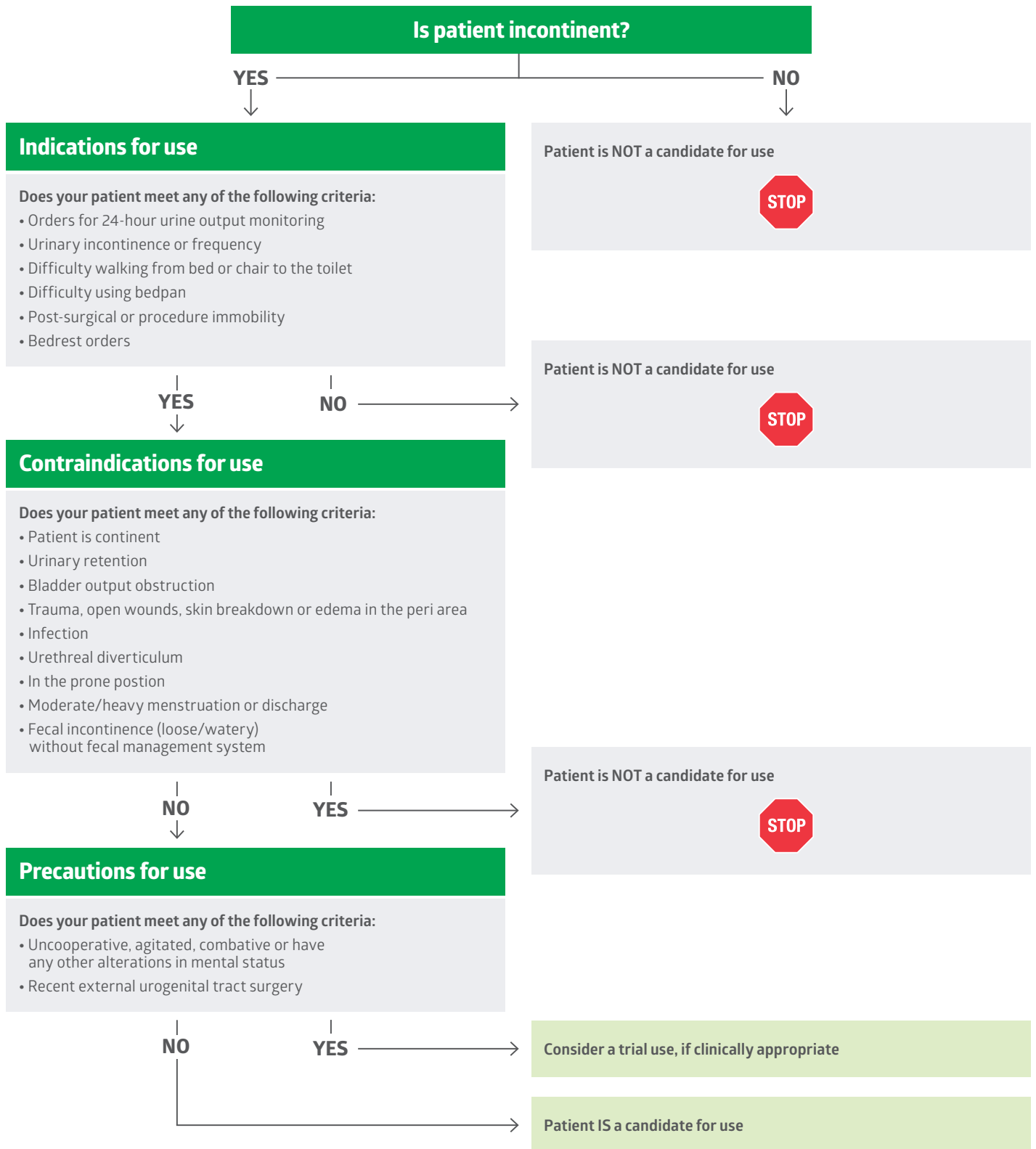






Versette® External Catheter Decision Tree

For females and males with fully retracted anatomy.



Versette External Catheter Methods of Use

<p>FOLDED</p> <p>Recommended for female patients with larger thighs. Peel off adhesive. fold sides over and place on patient.</p> 	<p>HYBRID</p> <p>Recommended for seated patients. Peel off top half of back adhesive liners, fold side together at top to create "A" shape. Place on patient.</p> 	<p>FLAT</p> <p>Recommended for smaller female patients and males with retracted anatomy. Place on patient.</p> 	+	 <p>Optional: Use the mesh securement included with the Flat method.</p>
---	---	--	---	---

IMPORTANT REMINDERS

! Set to a minimum of 60mmHg. Always use the minimum amount of suction necessary. Use clinical judgment when increasing incrementally; however, please note that the risk for patient injury will increase as suction exceeds 60 mmHg.



! Always perform a skin assessment periodically and practice proper pericare per hospital protocol.

! Replace Versette every 8–12 hours.

Note 1: Align the patient's urethral opening with the blue zone of the device for optimal results.

Note 2: Barrier creams are optional but not contraindicated.



This information is not intended to diagnose any medical condition and is not meant to substitute the advice of a doctor or other medical professionals.

Medline Industries, LP | Three Lakes Drive, Northfield, IL 60093 | 1-800-MEDLINE (633-5463)
 © 2024 Medline Industries, LP. All rights reserved. Medline and Versette are registered trademarks of Medline Industries, LP. MTK19W6123056 / e23789 / 88

Watch the in-service video

