














TENA® Dry Comfort™ Briefs

For Moderate Bladder/Bowel Leakage Protection...

TENA® quality at an affordable price. This product has innovative features that help promote efficiency while providing a more comfortable, flexible fit for wearers. TENA® Dry Comfort™ Briefs feature readjustable hook fastening tabs and odor control technology for secure and comfortable protection. Available in discreet cases only.



	Light				Medium				Heavy			
TENA®												
Dry Comfort Briefs												



For the User:
A comfortable, secure and discreet solution.



For the Carer:
Easy to apply and change.



For the Purchaser:
Quality product at an affordable price.

Feature

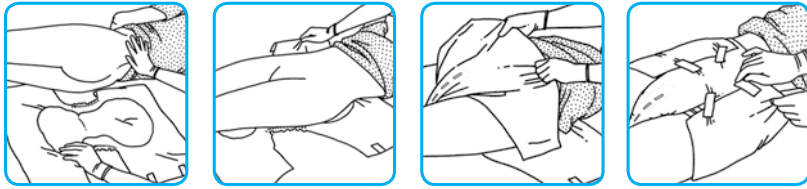
- Moisture Proof Lining
- Readjustable Hook Fastening Tabs
- Odor Control Technology
- TENA®'s Curved Leg Elastics
- Wetness Indicator
- Production Code

Benefit

- Runs the full length of the product and protects clothing and linens against wetness.
- Secure protection and high comfort. Promotes easy handling and unlimited refastenability.
- Reduces the effect of urine odor.
- Designed with body curves in mind, they ensure a close body fit for a highly secure and comfortable protection.
- Wetness indicator on the outside of the product turns from yellow to blue indicating that it needs to be checked.
- Allows for tracking of the production date and time for increased quality control.

TENA® Dry Comfort™ Briefs Fitting Guide

Lying

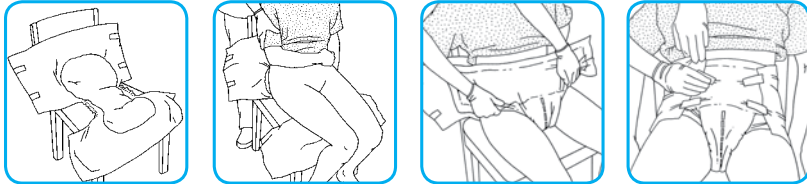


1. Lying: Roll person onto his/her side. Place brief with the flap folded under nearest to body.

Sitting: Open brief and place plastic cover against the back of the chair.

Standing: While person is standing have them hold onto something for support.

Sitting



2. Lying: Roll resident back and unfold flap.

Sitting: Position person onto the brief.

Standing: Place a clean brief between the legs from front to back.

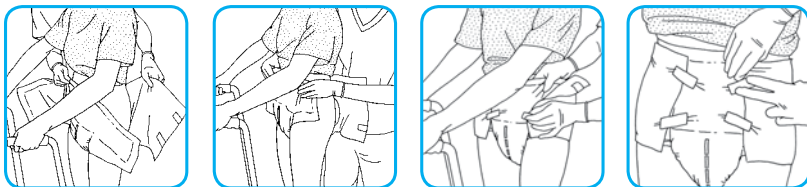
3. Pull brief firmly, pulling out, then up. Brief should fit snugly in the groin. Smooth the front panel.

4. Fasten bottom hook tabs first, angling up, then top hook tabs pointing down for best fit. Press the hook tab into the cloth-like backcover. Give a slight tug to anchor the hooks in the backcover fibers.

5. Adjust the brief by pulling the folds of the inner thigh down and fitting the brief into the groin.

6. Adjust the outer garments.

Standing



TENA® Dry Comfort™ Briefs

Product Name	Order #	Hip Size	Color	Case Count	Format
TENA® Dry Comfort™ Brief: Medium	67620	34" - 47"	White	96	8/12
TENA® Dry Comfort™ Brief: Large	67640	48" - 59"	Blue	72	6/12
TENA® Dry Comfort™ Brief: X-Large	67650	60" - 64"	Beige	60	4/15

People who bought TENA® Dry Comfort™ Briefs also bought...



TENA® Light Pads

For moderate to heavy bladder leakage protection. Soft, quick-dry topsheet pulls in liquid fast to keep you dry.



TENA® Dry Comfort™ Protective Underwear

Designed for everyday use. Provides moderate protection with full coverage.



TENA® Classic Washcloths

Gentle cleansing that offers effective and economic personal hygiene, ideal for those with healthy, yet fragile skin.



TENA® Cleansing Cream

3-in-1 formula promotes skin health by gently cleansing, moisturizing and soothing vulnerable skin.

SCA Hygiene Support



TENA® Advice Line:
1.866.722.6659



info.usa@tena.com



www.TENA.us



TENA® Briefs

Together we make a difference



SCA Care of life. Because our products make life easier for you and for millions of people around the world. Because our resources and the way we work are natural parts of the global lifecycle. And because we care.

