




Incontinence degree is calculated on the base of amount of urine lost within 4 hours. The simplest division into incontinence degrees is into light, moderate and heavy, as follows:

Incontinence degree	LIGHT	MODERATE	HEAVY
			
Volume of urine involuntarily passed / 4h	up to 3 fl oz 100 ml	3-7 fl oz 100-200 ml	over 7 fl oz 200 ml